

INDUSTRIES & MARKETS

Supermarkets in Mexico

Table of Contents

01 Overview

Mexico: retail revenue of supermarkets & convenience stores 2014-2021	
Supermarkets and convenience store retail sales in Mexico 2016-2021, by channel	
Mexico: employees in supermarkets & convenience stores 2014-2021	
Mexico: lowest prices of the basic food basket July 2023, by store	
Mexico: highest prices of the basic food basket July 2023, by store	

02 Key players

Leading supermarkets in Mexico in 2022	
Mexico: leading supermarket companies net income 2022	
Leading supermarket companies' net sales in Mexico 2022	
Mexico: leading supermarket companies employee number 2022	

03 Sales growth

Walmart de México y Centroamérica's net sales growth in Mexico 2012-2022	
Organización Soriana's net sales growth in Mexico 2013-2022	
Grupo Chedraui's net sales growth in Mexico 2014-2022	
La Comer's net sales growth in Mexico 2017-2022	

04 Formats

Leading supermarket's number of stores in Mexico 2022	
---	--

	Walmart de México y Centroamérica's number of stores in Mexico 2013-2023	21
<u>04</u>	Walmart de México y Centroamérica's number of stores in Mexico in 2022, by brand	22
<u>05</u>	Grupo Chedraui's number of stores in Mexico 2014-2022	23
<u>06</u>	Grupo Chedraui's number of stores in Mexico 2022, by brand	24
<u>07</u>	Organización Soriana's number of stores in Mexico 2014-2022	25
<u>08</u>	Organización Soriana's number of stores in Mexico 2022, by brand	26
	La Comer's number of stores 2016-2022	27
	La Comer's number of stores in Mexico 2022, by brand	28
<u>10</u>		
<u>11</u>	05 Digitalization	
<u>12</u>	Food and beverage e-commerce revenue in Mexico 2019-2027	30
<u>13</u>	Most used websites for online grocery shopping in Mexico 2021	31
	Share of online food and beverage purchases in Mexico 2022, by channel	32
	Online grocery shopping frequency in Mexico 2022	33
	Most downloaded grocery shopping apps in Mexico 2021	34
<u>15</u>	Grocery delivery revenue in Mexico 2017-2027	35
<u>16</u>		
<u>17</u>	06 Consumer behavior	
<u>18</u>	Mexico: quarterly expenditure per household 2016-2022, by category	37
	Mexico: expenditure on food & beverages 2016-2022	38
<u>20</u>	Intended share of budget to be spent on groceries in Mexico 2023, by age	39

Table of Contents

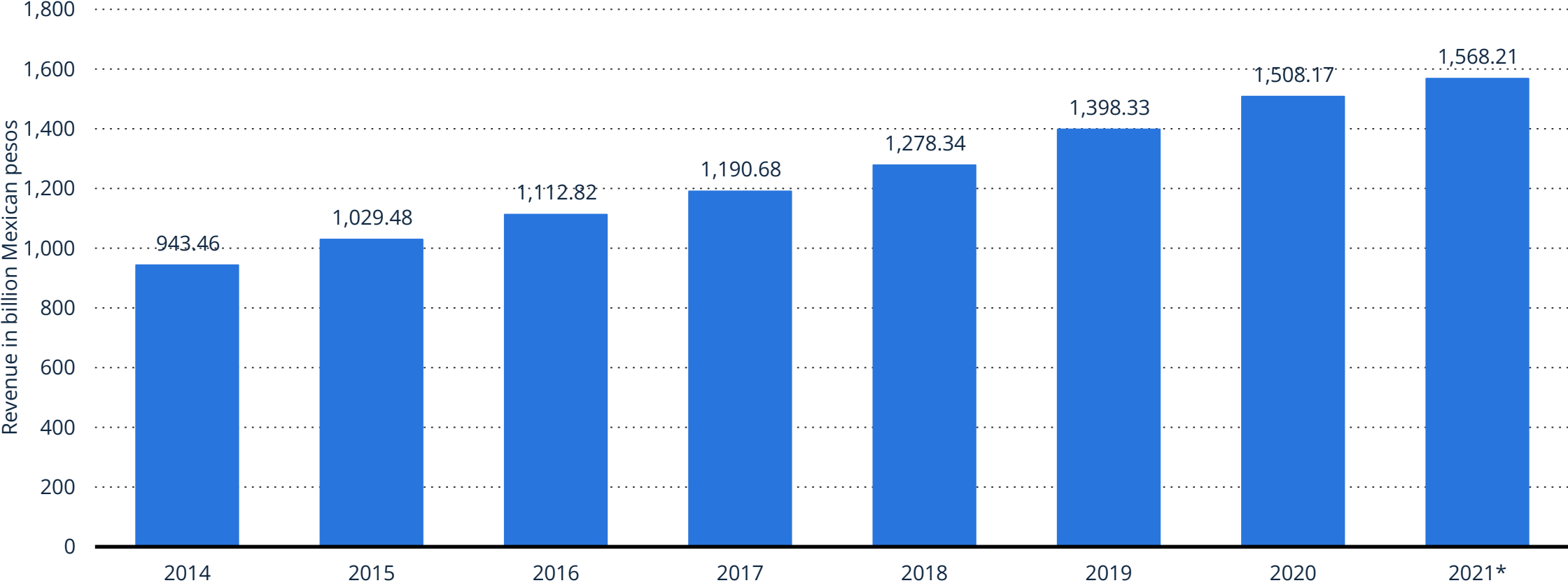
Food frugality in grocery shopping in Mexico 2022-2023	<u>40</u>
Consumer food spendings changes Mexico 2022	<u>41</u>
Mexico: main reasons why consumers choose a food product	<u>42</u>
Mexico: main reasons why consumers choose a specific non-alcoholic beverage	<u>43</u>
Most popular supermarkets in Mexico October 2023	<u>44</u>

CHAPTER 01

Overview

Retail revenue of supermarkets and convenience stores in Mexico from 2014 to 2021 (in billion Mexican pesos)

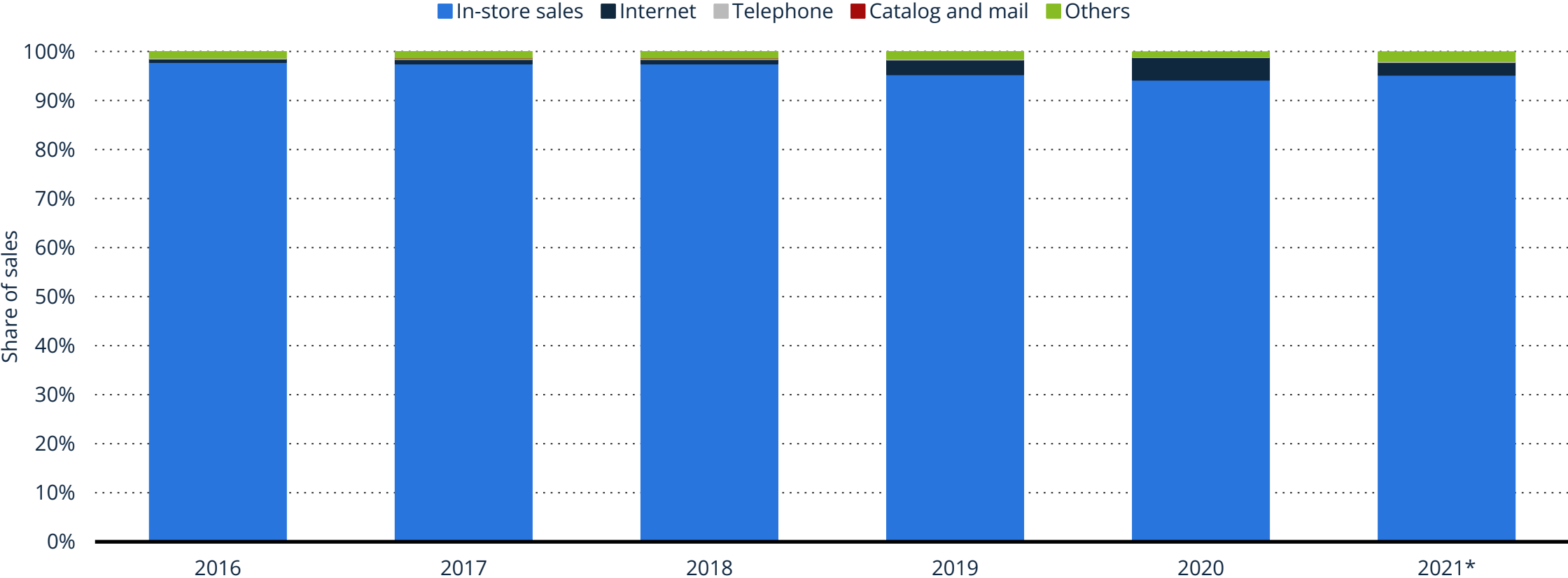
Mexico: retail revenue of supermarkets & convenience stores 2014-2021



Description: The retail revenue of supermarkets and convenience stores in Mexico was estimated at approximately 1.5 trillion Mexican pesos in 2021. In a period of only three years, the figure rose by more than 25 percent in comparison to the 1.1 trillion pesos recorded in 2017. In-store sales account for the largest share of retail sales of supermarkets and convenience stores in the country. [Read more](#)
Note(s): Mexico; 2014 to 2021; estimates; annual data; includes only establishments whose main activity is retail; revenue derived from sales of goods and services ; * Preliminary data. Figures have been rounded. For more information on the [...] [Read more](#)
Source(s): INEGI

Distribution of retail sales of supermarkets and convenience stores in Mexico from 2016 to 2021, by channel

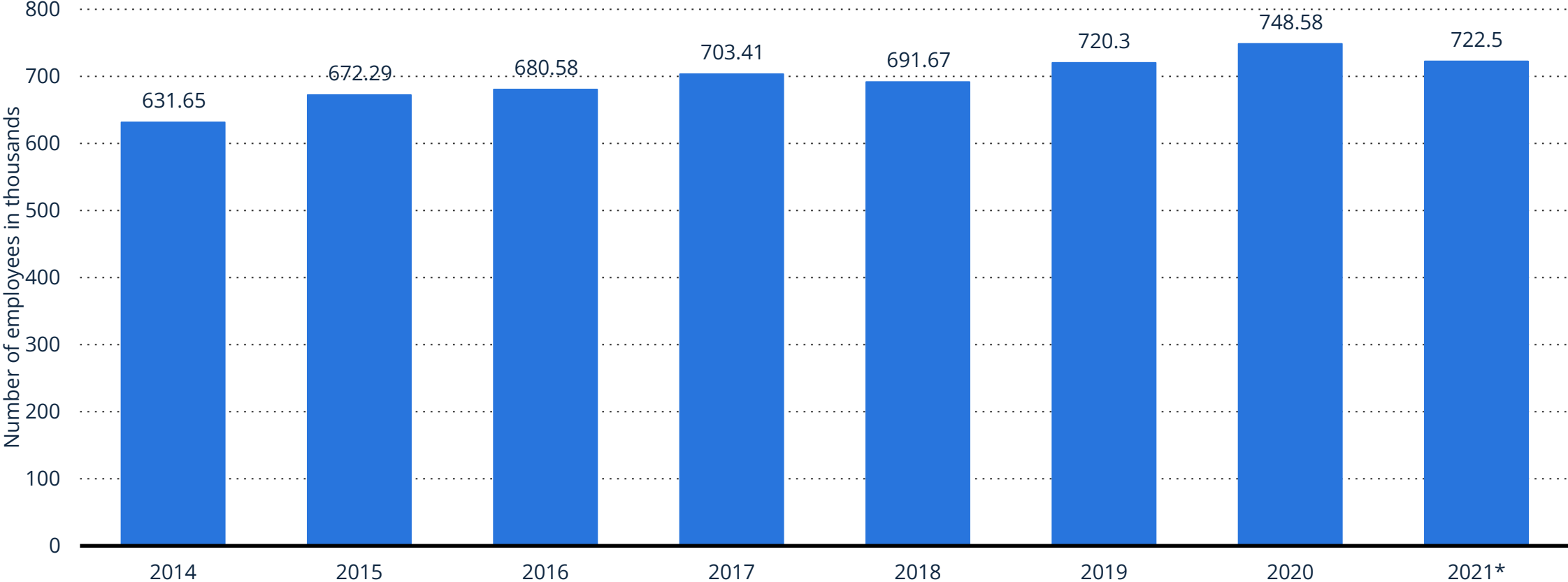
Supermarkets and convenience store retail sales in Mexico 2016-2021, by channel



Description: Products sold in-store accounted for approximately 95.2 percent of retail purchases of supermarkets and convenience stores in Mexico in 2021. In contrast, retail goods purchased online within this category accounted for nearly three percent of the industry's sales in that year. This represents a decrease of two percentage points in comparison to the previous year, when internet sales accounted for nearly five percent of supermarket and convenience stores sales. This figure was however [...] [Read more](#)
Note(s): 2016 to 2021*; estimates; annual preliminary data; considers only establishments whose main activity is retail; distribution based on sales value; * Preliminary data. For more information on the methodology click here . [Read more](#)
Source(s): INEGI

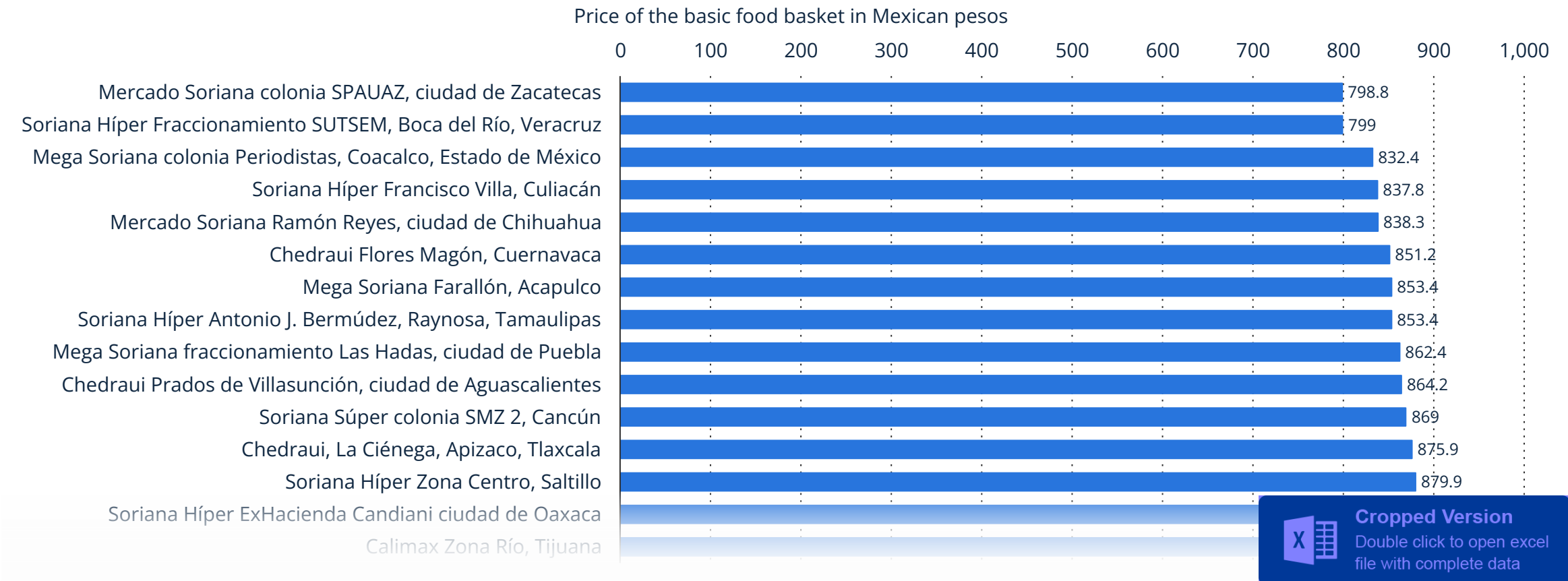
Number of employees in the supermarkets and convenience stores industry in Mexico from 2014 to 2021 (in 1,000s)

Mexico: employees in supermarkets & convenience stores 2014-2021



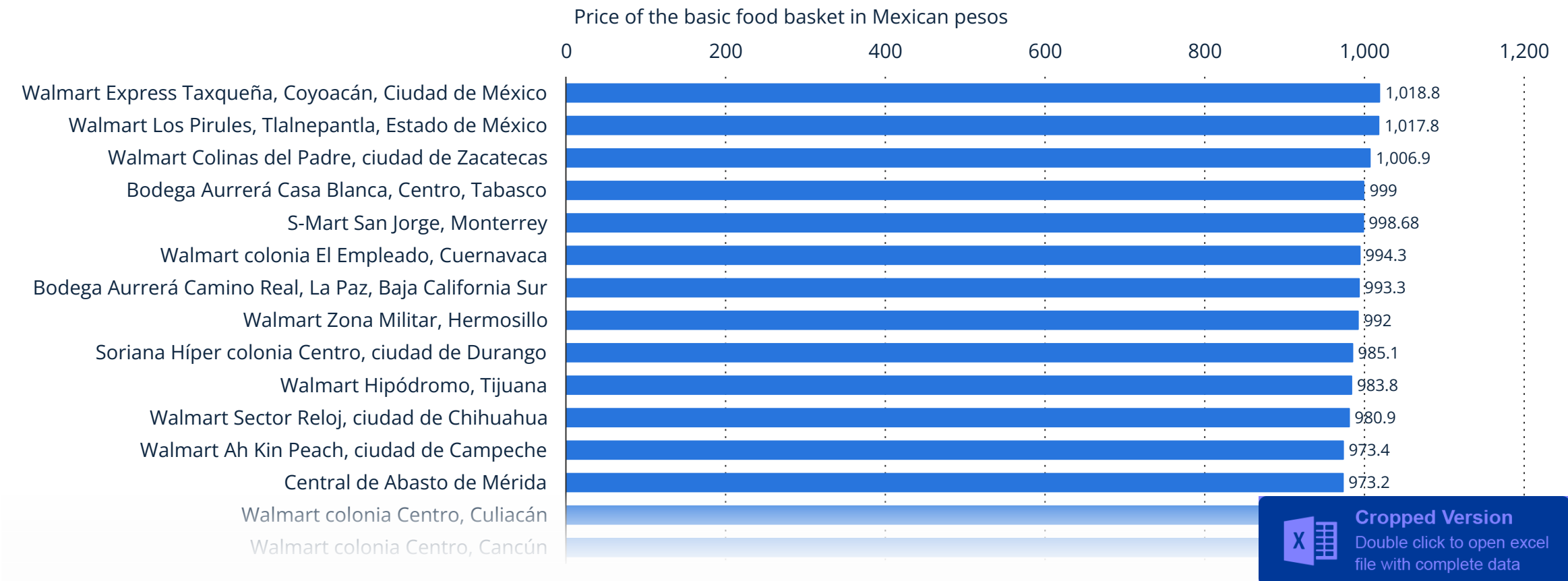
Most affordable stores for the basic food basket in Mexico as of July 2023 (in Mexican pesos)

Mexico: lowest prices of the basic food basket July 2023, by store



Most expensive stores for the basic food basket in Mexico as of July 2023 (in Mexican pesos)

Mexico: highest prices of the basic food basket July 2023, by store

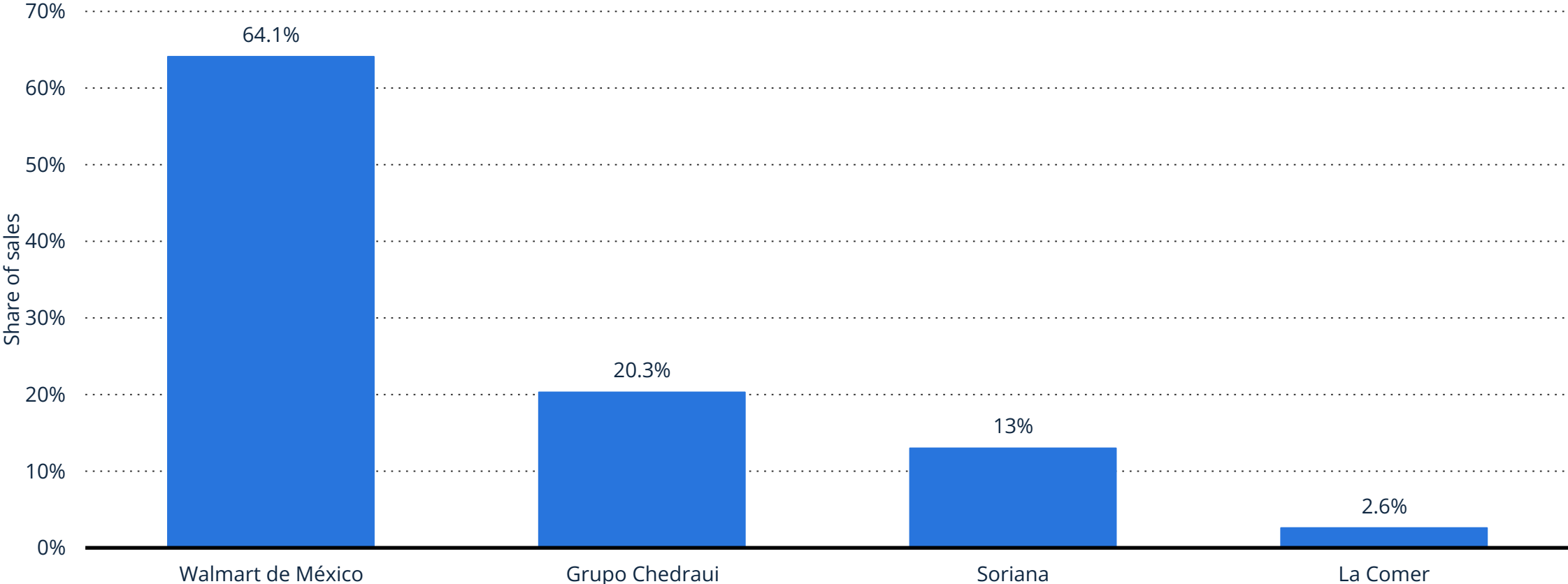


CHAPTER 02

Key players

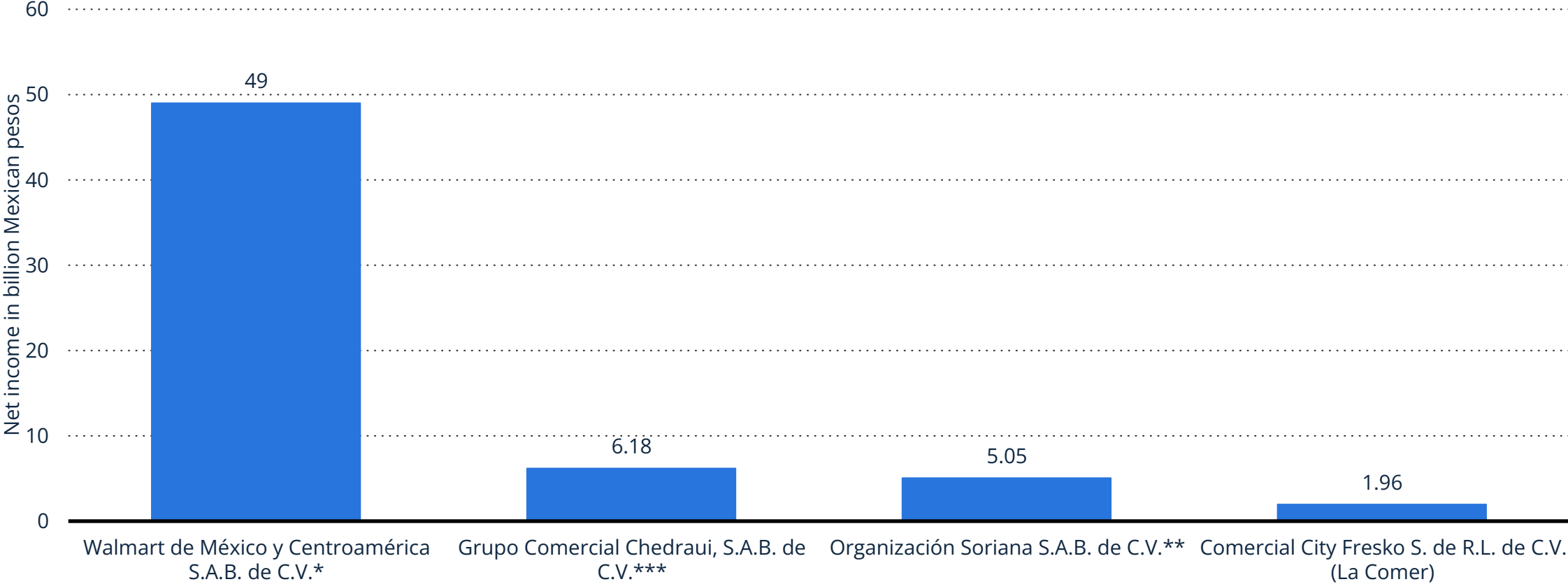
Distribution of supermarket companies sales in Mexico in 2022, by company

Leading supermarkets in Mexico in 2022



Net income of leading supermarket companies in Mexico in 2022 (in billion Mexican pesos)

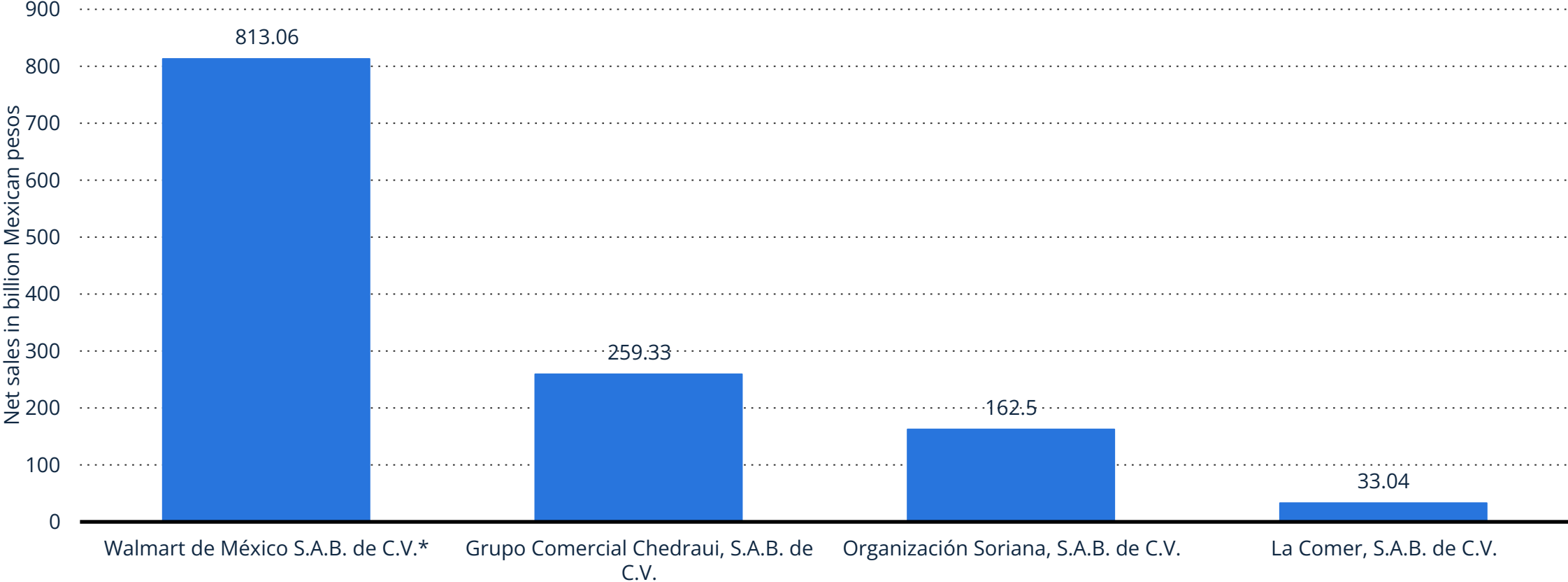
Mexico: leading supermarket companies net income 2022



Description: In 2022, net income of Walmart Mexico and its subsidiaries in Central America amounted to approximately 49 billion Mexican pesos. In that year, net income of Organización Soriana in Mexico was equal to five billion pesos. Walmart, Soriana, Chedraui and La Comer were the main supermarket companies in Mexico by market share in 2021. [Read more](#)
Note(s): Central and South America, Mexico; 2022; * Includes Mexico and Central America. ** Consolidated net income. *** Net majority income/Includes Mexico and the United States. Figures have been rounded. Data was retrieved from financial [...] [Read more](#)
Source(s): Chedraui; Grupo BMV; Investing.com; Various sources; Walmex

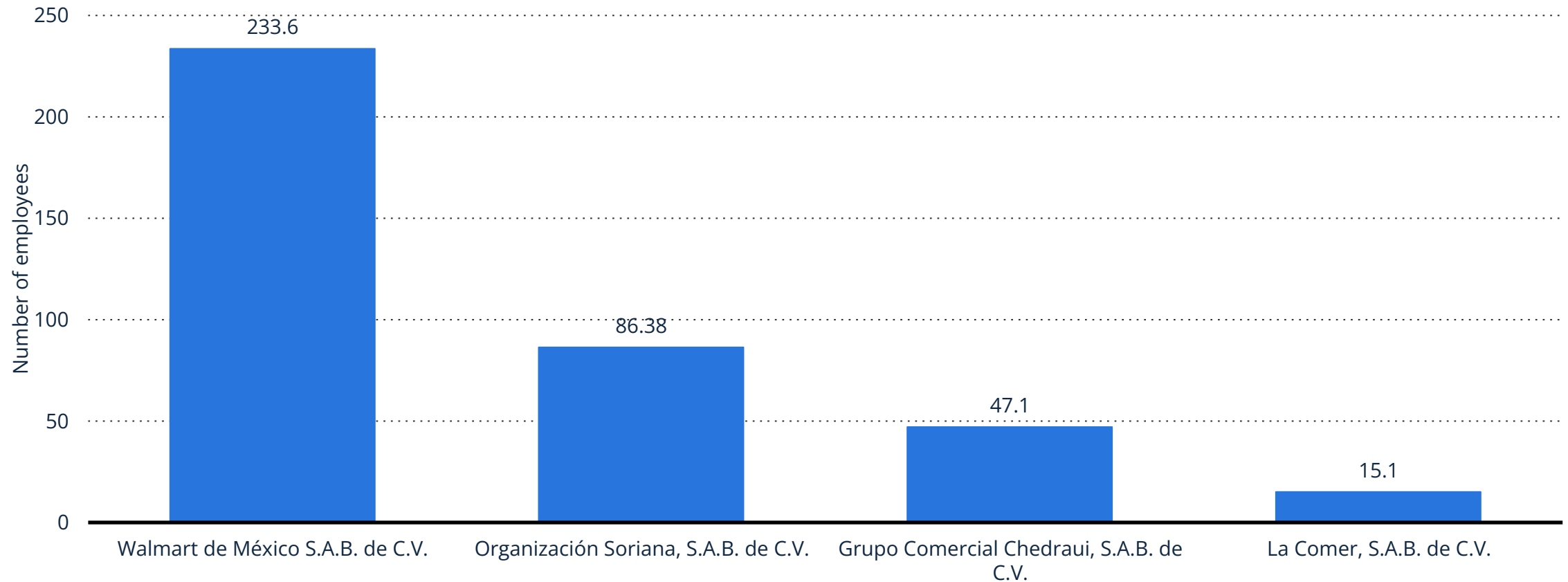
Net sales of leading supermarket companies in Mexico in 2022 (in billion Mexican pesos)

Leading supermarket companies' net sales in Mexico 2022



Number of employees of leading supermarket companies in Mexico in 2022 (in thousands)

Mexico: leading supermarket companies employee number 2022

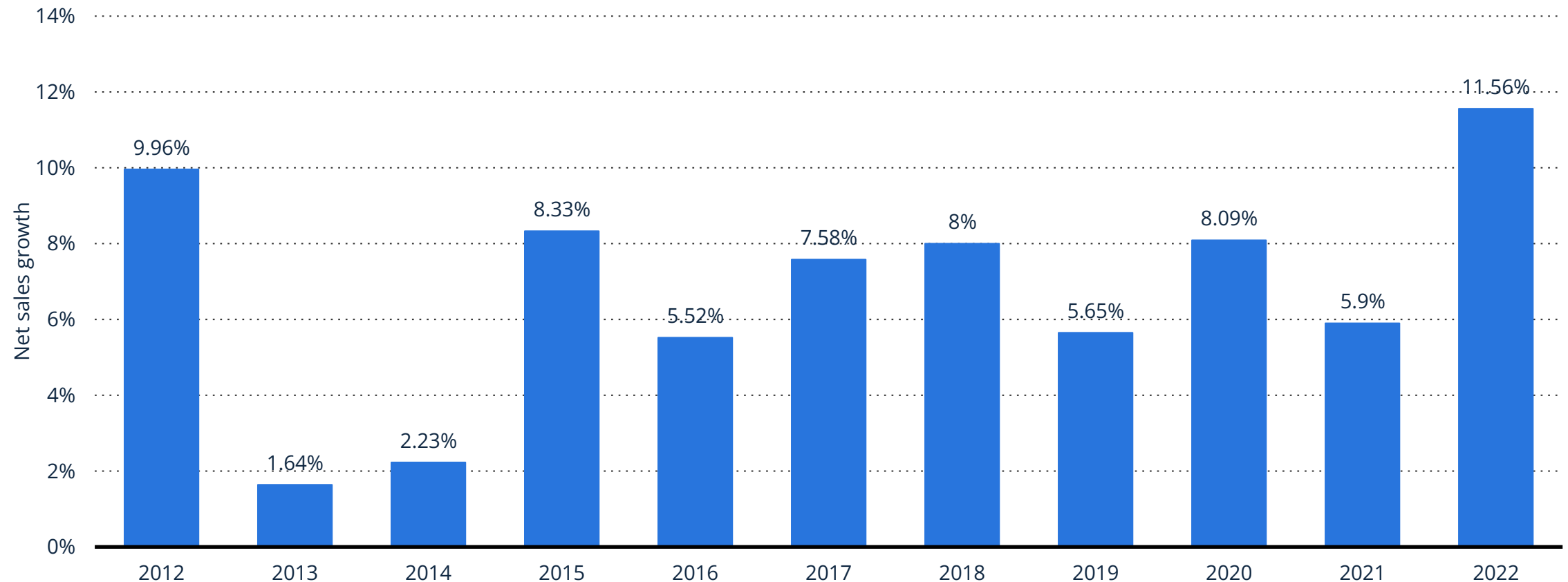


CHAPTER 03

Sales growth

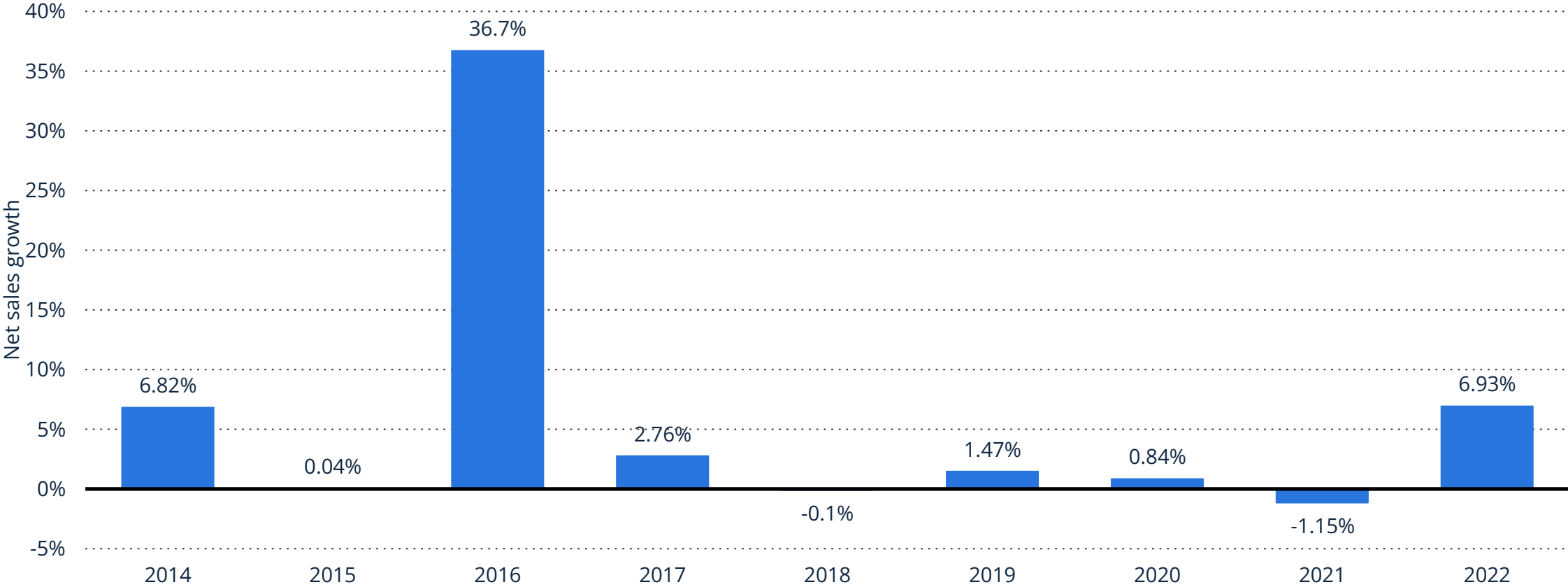
Net sales growth of Walmart de México y Centroamérica in Mexico from 2012 to 2022

Walmart de México y Centroamérica's net sales growth in Mexico 2012-2022



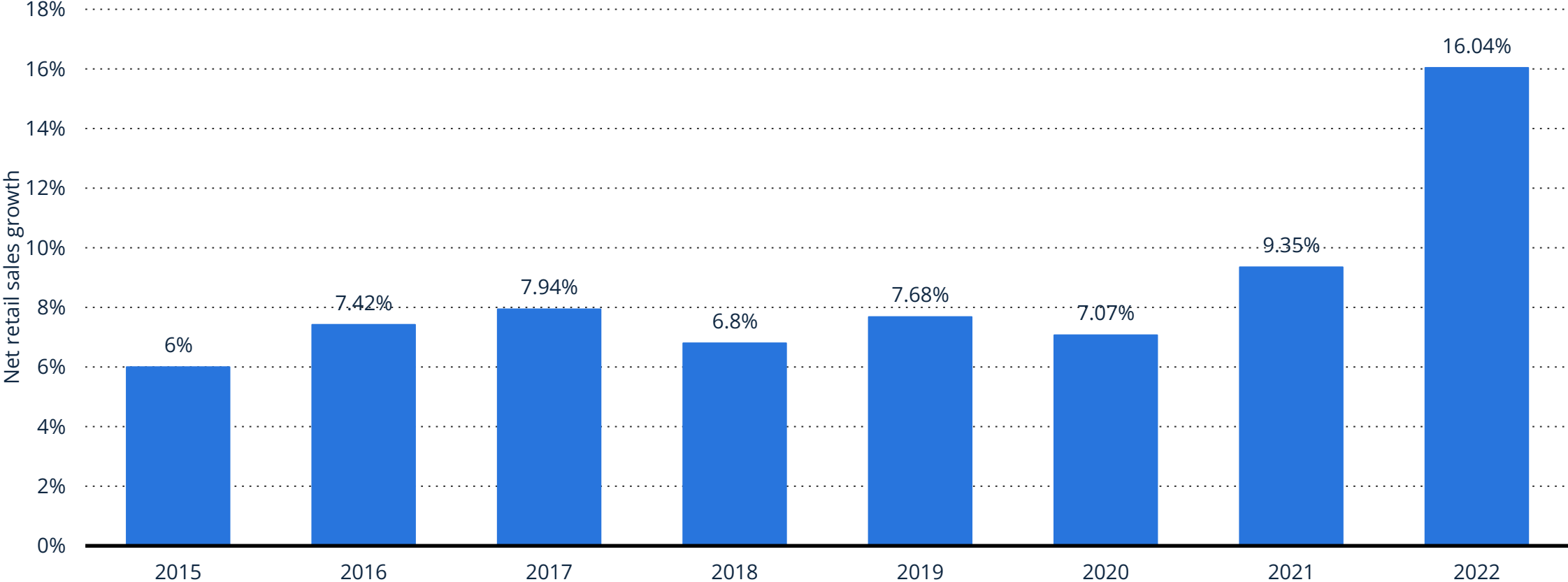
Net sales growth of Organización Soriana in Mexico from 2013 to 2022

Organización Soriana's net sales growth in Mexico 2013-2022



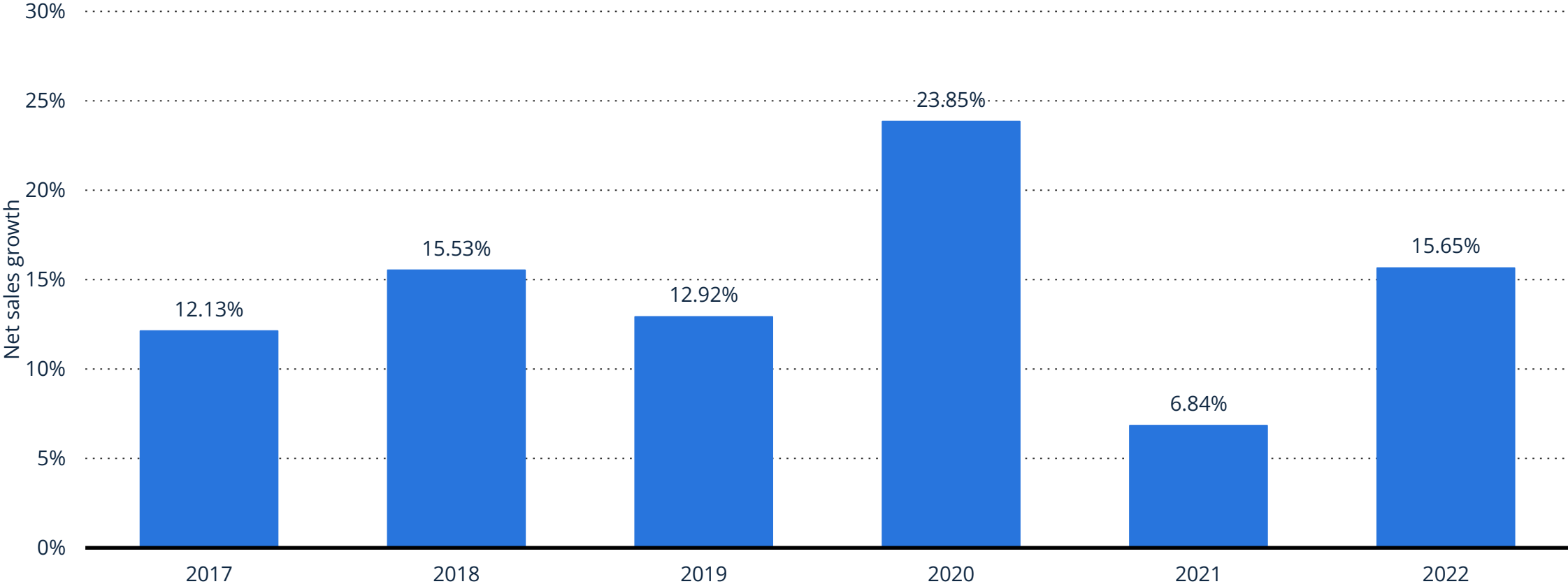
Net sales growth of Grupo Chedraui in Mexico from 2014 to 2022

Grupo Chedraui's net sales growth in Mexico 2014-2022



Net sales growth of La Comer in Mexico from 2017 to 2022

La Comer's net sales growth in Mexico 2017-2022

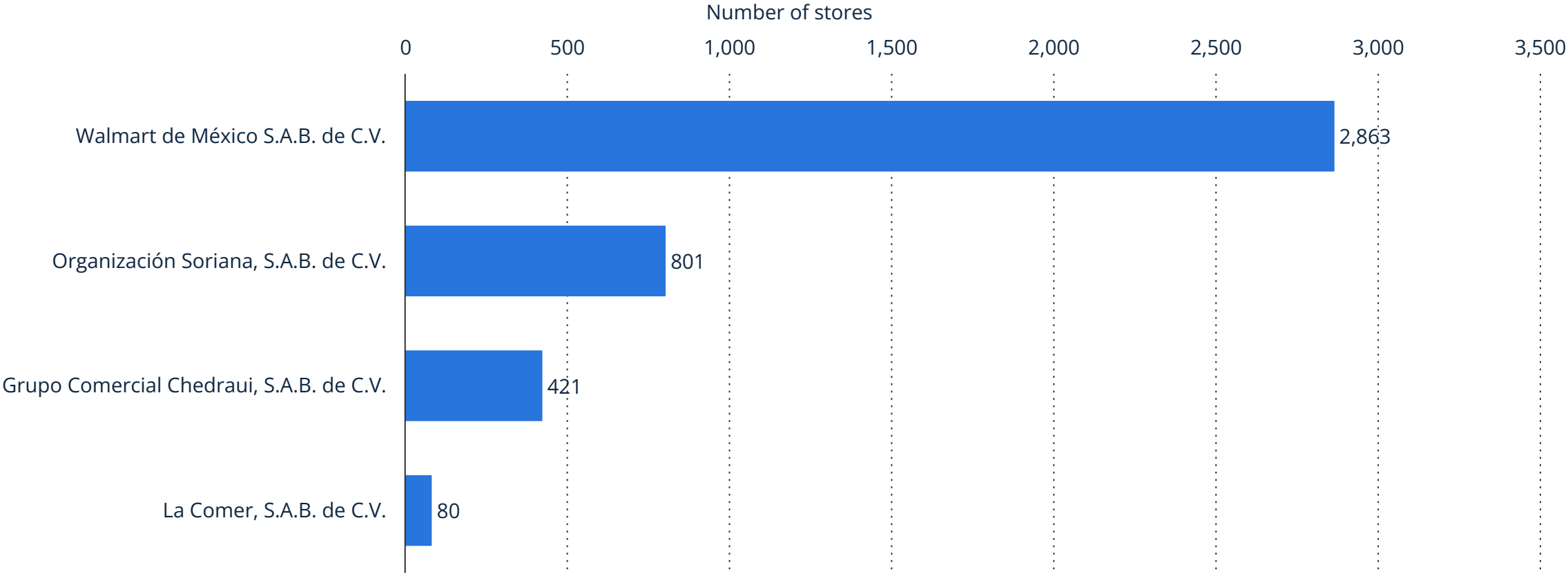


CHAPTER 04

Formats

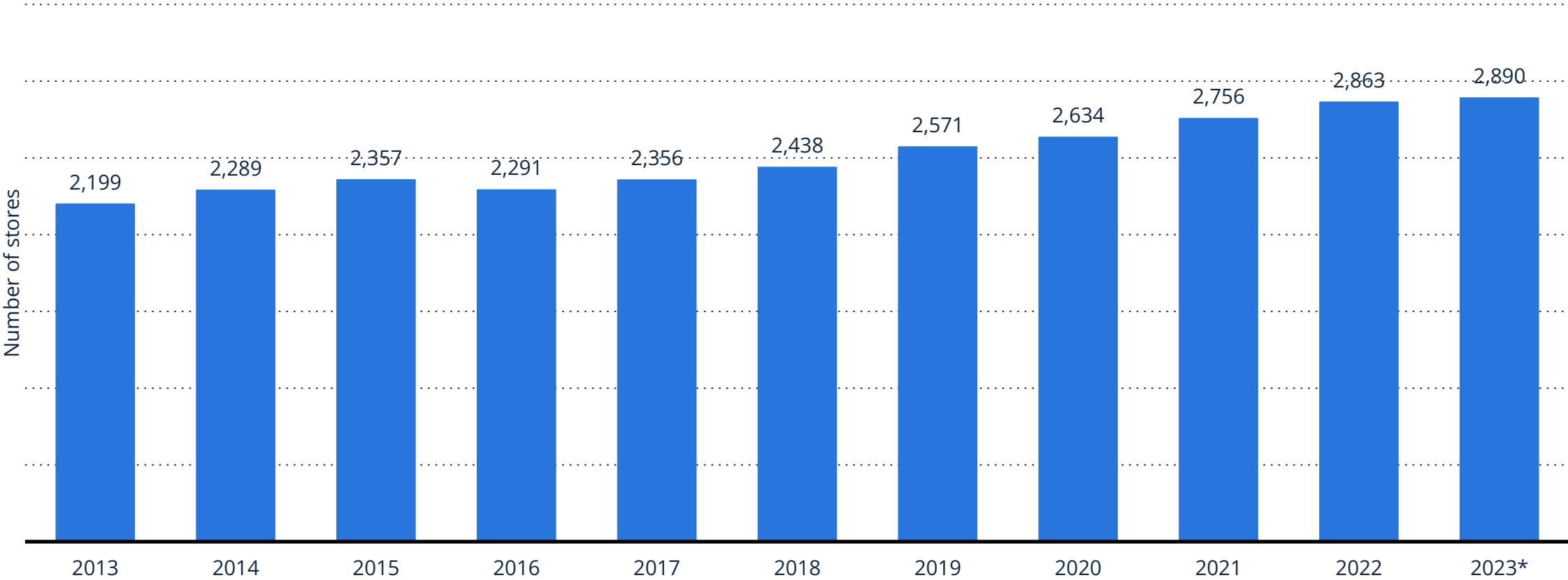
Number of stores of leading supermarket companies in Mexico in 2022

Leading supermarket's number of stores in Mexico 2022



Number of Walmart de México y Centroamérica stores in Mexico from 2013 to 2023

Walmart de México y Centroamérica's number of stores in Mexico 2013-2023



Number of Walmart de México y Centroamérica stores in Mexico in 2022, by brand

Walmart de México y Centroamérica's number of stores in Mexico in 2022, by brand



以上内容仅为本文档的试下载部分，为可阅读页数的一半内容。如要下载或阅读全文，请访问：<https://d.book118.com/138064045124006071>