



## Emergency Switchboard 440V/230V

# Cable connection drawing

D&A project number	DA2215005	
D&A document number	872030-0105	
D&A document revision	1	
D&A document status	Released for Installation	
D&A document type	E171	
Document from	D&A	N.A.
Supplier document number	n/a	
Supplier document revision	n/a	
Client vessel number	RAMBIZ 4000	
Client document number	512.00-037	
Client component number(s)	n/a	
External Customer doc no	n/a	

©2016 This document remains the property of IHC Drives & Automation B.V. All rights reserved. This document or any part thereof may not be made public or disclosed, copied or otherwise reproduced or used in any form or by any means, without prior permission in writing from IHC Drives & Automation B.V.

**IHC Drives & Automation B.V.**

P.O.Box 41 - 3360 AA Sliedrecht  
Industrieweg 30 - 3361 HJ Sliedrecht  
The Netherlands

T +31 184 43 19 11  
F +31 184 43 15 05  
E-mail [info.dna@ihcmerwede.com](mailto:info.dna@ihcmerwede.com)  
Internet [www.ihcdna.com](http://www.ihcdna.com)



Document information:

Document	Information
<b>Document Title</b>	Emergency Switchboard 440V/230V
<b>Document Subject</b>	Cable connection drawing
<b>Document Status</b>	Released for Installation
<b>Revision/Version</b>	1 / 0
<b>Print Date</b>	08-11-2016
<b>Number of pages</b>	□□
<b>Document File name</b>	DA2215005-872030-0105-1-E171.pdf
<b>Author</b>	B Nieuwenhuisen
<b>Owner vessel</b>	Normalux Maritime S.
<b>Name vessel</b>	DP II Heavy Lift Ves
<b>Yard</b>	

Document history:

Revision	Date	Status	Description
1	04-11-2016	Released for Installation	

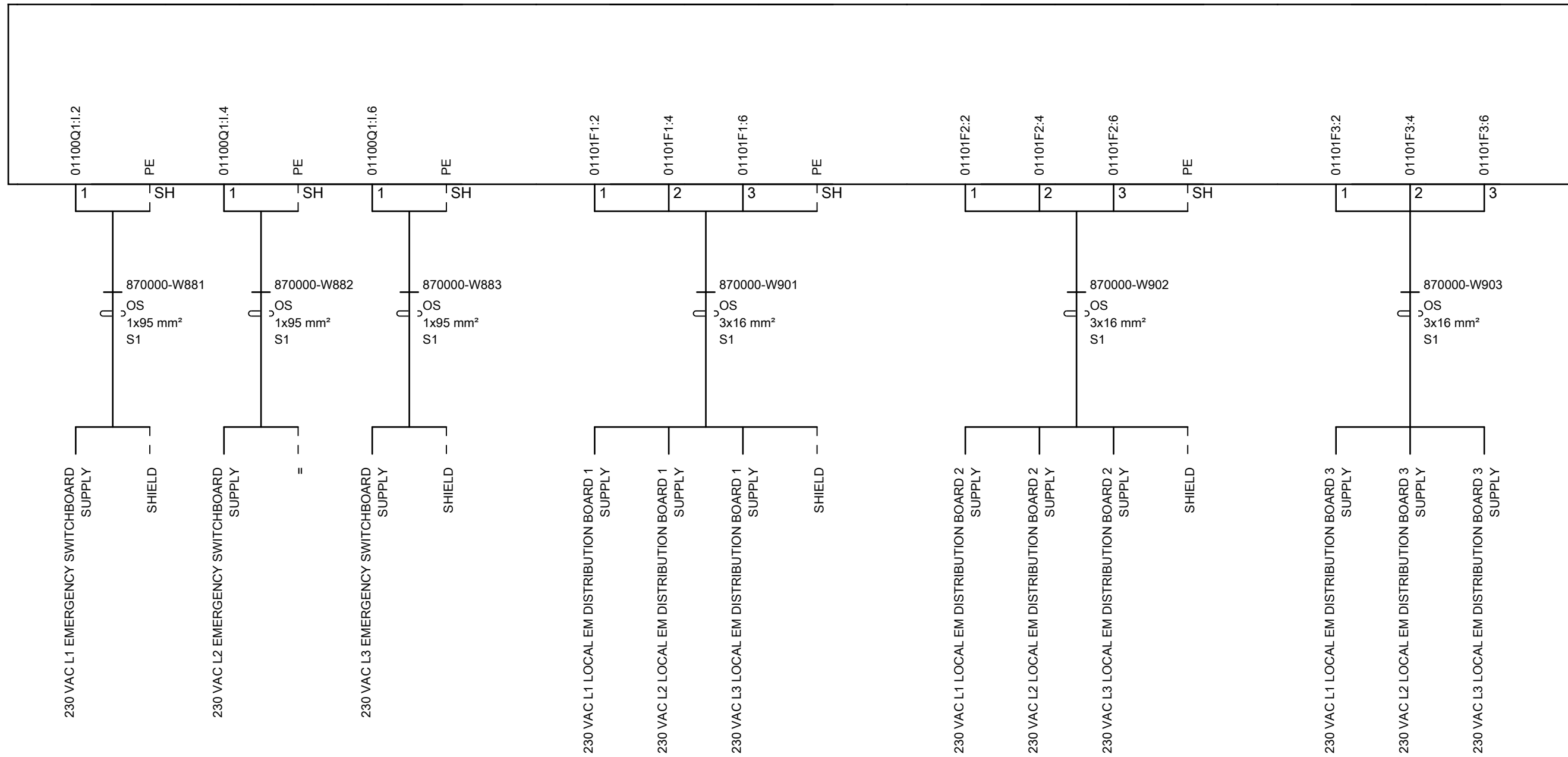
Approval:

Name	Role	Date	Signature
B Nieuwenhuisen	<b>Author</b>	04-11-2016	
B Nieuwenhuisen	<b>Quality Control</b>	08-11-2016	
Verburg, R.S.	<b>Approval</b>	08-11-2016	
	<b>Customer</b>		

# Device connection diagram

IHCDA\_0F11\_Cableconnect\_20151123\_v1  
07-11-2016

872030.0101  
EMERGENCY SWITCHBOARD 440VAC SECTION 1 (230VAC)  
02403  
Emergency Generator Room



This document is the property of IHC Drives & Automation BV. It is not to be reproduced, copied or otherwise reproduced or used in any form or by any means, without prior permission in writing from IHC Drives & Automation BV.



HC Drives & Automation BV  
P.O. Box 41  
3360 AA Sliedrecht  
The Netherlands  
Phone: +31-184-43 19 11  
Fax: +31-184-43 15 05

File : DA2215005-872030-0105-01-E171

Doc Type :

Page description : Device-connection diagram =872030.0101+++A1

Drawn	BNI	03-11-2016
Revised		
Scale	-	Size : A3

Project : Rambiz 4000

Projectno. : DA2215005

Customer : Normalux

System/Device : EMERGENCY SWITCHBOARD 440VAC SECTION 1 (230VAC)

SFI code : 872030.0101

Doc status : For Installation

Panel :

Sheet : 1

Rev.

1

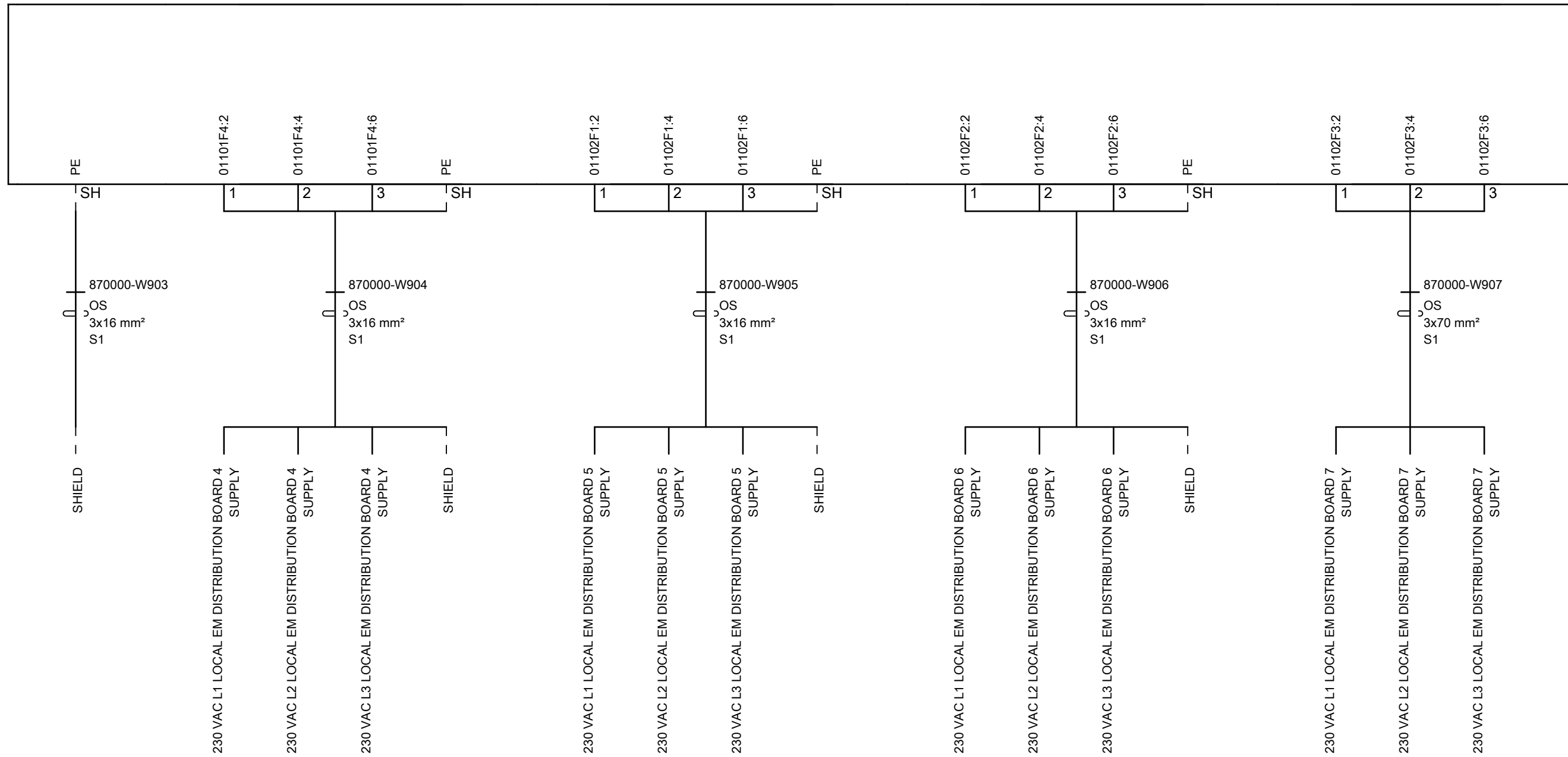
□□□□□□□□

□e□□□

# Device connection diagram

IHCDA\_0F11\_Cableconnect\_20151123\_v1  
07-11-2016

872030.0101  
EMERGENCY SWITCHBOARD 440VAC SECTION 1 (230VAC)  
02403  
Emergency Generator Room



This document is the property of IHC Drives & Automation BV. It may be used, copied, or otherwise reproduced or used in any form or by any means, without prior permission in writing from IHC Drives & Automation BV.



IHC Drives & Automation BV  
P.O. Box 41  
3360 AA Sliedrecht  
The Netherlands  
Phone: +31-184-43 19 11  
Fax: +31-184-43 15 05

File : DA2215005-872030-0105-01-E171

Doc Type :

Page description : Device-connection diagram =872030.0101+++A1

Drawn	BNI	03-11-2016
Revised		
Scale	-	Size : A3

Project : Rambiz 4000

Projectno. : DA2215005

Customer : Normalux

System/Device : EMERGENCY SWITCHBOARD 440VAC SECTION 1 (230VAC)

SFI code : 872030.0101

Doc status : For Installation

Panel :

Sheet : 2

Rev.

1

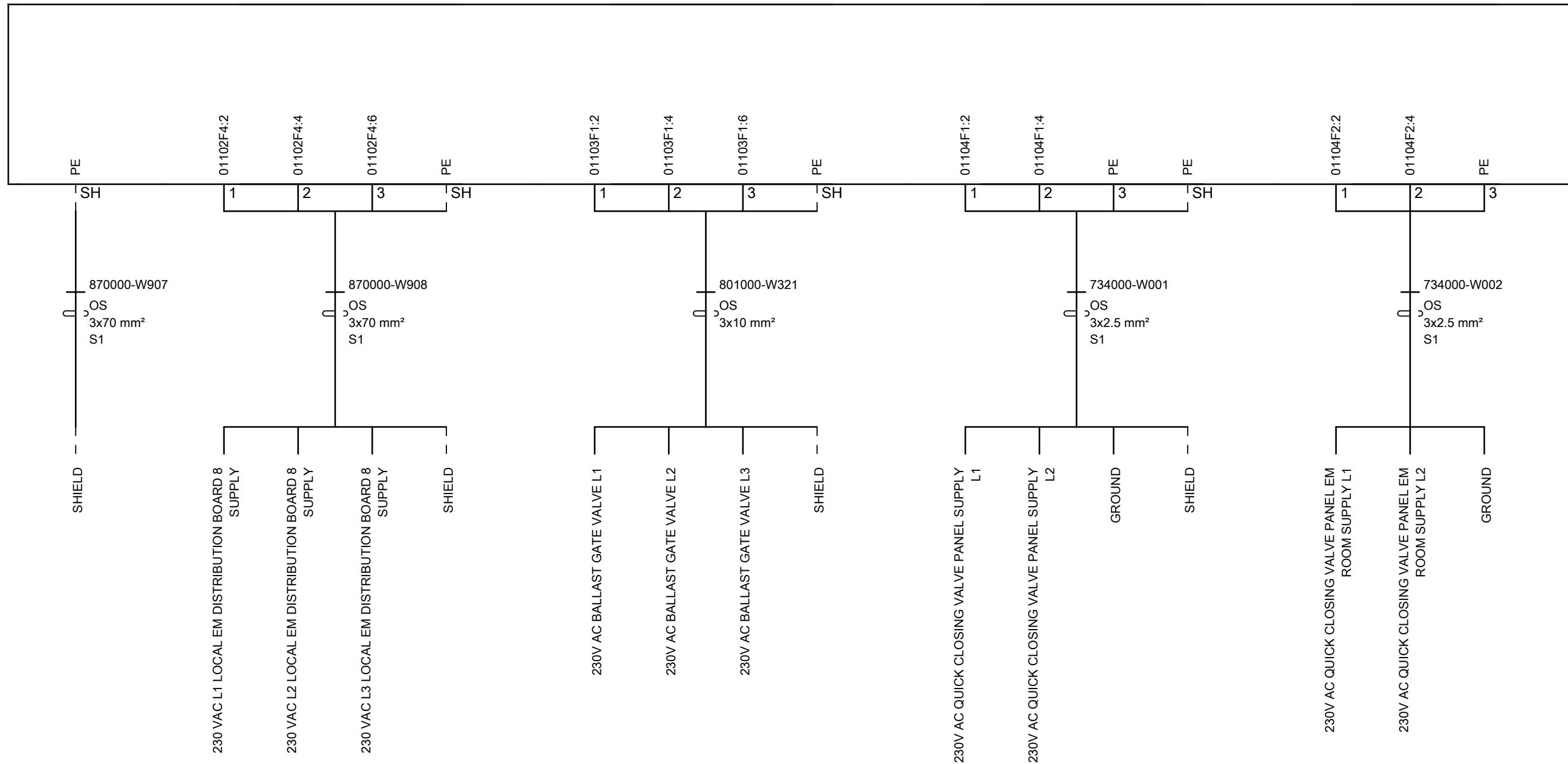
□□□□□□□□

□e□□□

# Device connection diagram

IHCDA\_0F11\_Cableconnect\_20151123\_v1  
07-11-2016

872030.0101  
EMERGENCY SWITCHBOARD 440VAC SECTION 1 (230VAC)  
02403  
Emergency Generator Room



This document is the property of IHC Drives & Automation BV. It may not be reproduced, copied or otherwise reproduced or used in any form or by any means, without prior permission in writing from IHC Drives & Automation BV.



IHC Drives & Automation BV  
P.O. Box 41  
3360 AA Sliedrecht  
The Netherlands  
Phone: +31-184-43 19 11  
Fax: +31-184-43 15 05

File : DA2215005-872030-0105-01-E171

Doc Type :

Page description : Device-connection diagram =872030.0101+++A1

Drawn	BNI	03-11-2016
Revised		
Scale	-	Size : A3

Project : Rambiz 4000

Projectno. : DA2215005

Customer : Normalux

System/Device : EMERGENCY SWITCHBOARD 440VAC SECTION 1 (230VAC)

SFI code : 872030.0101

Doc status : For Installation

Panel :

Sheet : 3

Rev.

1

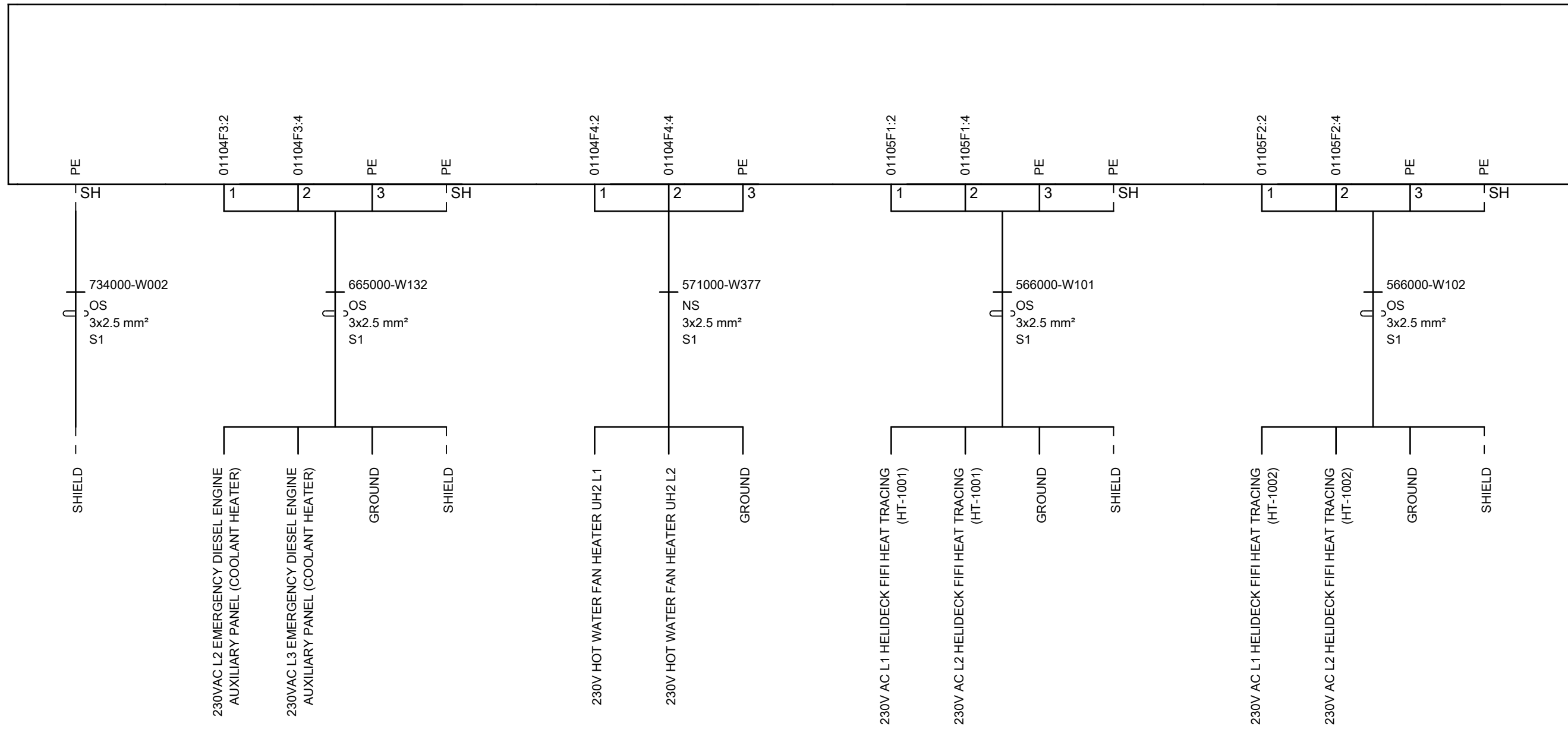
□□□□□□□□

□e□□□

# Device connection diagram

IHCDA\_0F11\_Cableconnect\_20151123\_v1  
07-11-2016

872030.0101  
EMERGENCY SWITCHBOARD 440VAC SECTION 1 (230VAC)  
Emergency Generator Room



This document is the property of IHC Drives & Automation BV. It may not be reproduced, copied or otherwise reproduced or used in any form or by any means, without prior permission in writing from IHC Drives & Automation BV.



HC Drives & Automation BV  
P.O. Box 41  
3360 AA Sliedrecht  
The Netherlands  
Phone: +31-184-43 19 11  
Fax: +31-184-43 15 05

File : DA2215005-872030-0105-01-E171

Doc Type :

Page description : Device-connection diagram =872030.0101+++A1

Drawn	BNI	03-11-2016
Revised		
Scale	-	Size : A3

Project : Rambiz 4000

Projectno. : DA2215005

Customer : Normalux

System/Device : EMERGENCY SWITCHBOARD 440VAC SECTION 1 (230VAC)

SFI code : 872030.0101

Doc status : For Installation

Panel :

Sheet : 4

Rev.

1

□□□□□□□□

□e□□□

以上内容仅为本文档的试下载部分，为可阅读页数的一半内容。如要下载或阅读全文，请访问：<https://d.book118.com/156013144011010135>