

# UNIT 1 HELLO AGAIN!

## Lesson 1 How Are You? 课堂同步练习

姓名: \_\_\_\_\_ 班级: \_\_\_\_\_

### ☀️ 要点图解秀 ☀️

Hello! My name is Bob. Nice to meet you.

Hello, Bob! My name is Amy. Nice to meet you, too.



### ☀️ 基础碰碰车 ☀️

I. 选出正确的字母或字母组合，将下列单词补充完整。

( ) 1. n\_\_\_\_me

A. a      B. e      C. o (

) 2. m\_\_\_\_t

A. aa      B. ae      C. ee (

) 3. f\_\_\_\_ne

A. e      B. i      C. u (

) 4. t\_\_\_\_cher

A. ee      B. ea      C. ae (

) 5. y\_\_\_\_

A. uor      B. our      C. rou

( ) 6. h\_\_\_\_llo

A. e      B. o      C. u (

) 7. fr\_\_\_\_nd

A. ei      B. ie      C. ae (

) 8. n\_\_\_\_ce

A. o      B. i      C. a

II. 根据中文释义，选择对应的选项。

( ) 1. 欢迎回到学校！

A. Wele to my home!

B. Wele back to school! (

) 2. 你可以叫我吉姆。

A. You can call me Jim.

B. My name is Jim.

( ) 3. 很高兴见到你。

A. How are you?

B. Nice to meet you.

( ) 4. 他是一名新学生。

A. He is a new pupil.

B. He is a new teacher.

( ) 5. 这些是我的朋友。

A. These are my books.

B. These are my friends.

### ☀️ 升级跷跷板 ☀️

III. 我会选择正确答案，并将序号填在题前的括号里。

( ) 1. —Hello, Jim!

—\_\_\_\_\_, Li Lei.

A. Good morning      B. Hello      C. Goodbye

( ) 2. I \_\_\_\_\_ your new teacher. My name \_\_\_\_\_

James Wood.

A. am; is      B. are; is      C. am; are

( ) 3. —Hi, Kate. How are you?

—\_\_\_\_\_

A. How are you, Jack?

B. Hi, I'm Jack.

C. Fine, thank you.

( )4. You can \_\_\_\_\_ me Mr. Wood.

A. thank B. call C. take (

)5. —Nice to meet you.

—\_\_\_\_\_.

A. My name is Kim

B. Nice to meet you, too

C. Thank you

( )6. This is my friend. \_\_\_\_\_ name is

Jenny.

A. Your B. His C. Her

IV . 补全对话，每空一词。

Li Hua: 1 ! Tom.

Tom: Hello! Li Hua.

Li Hua: Tom, this 2 Wang Lin. Wang Lin, 3 is

Tom Green.

Tom: Hello! Wang Lin! Nice to 4 you.

Wang Lin: Hello! Tom! Nice 5 meet you,

6 . How 7 you?

Tom: 8 , thanks. 9 you?

Wang Lin: I'm very 10 , thank you.

1. \_\_\_\_\_ 2. \_\_\_\_\_ 3. \_\_\_\_\_ 4. \_\_\_\_\_

5. \_\_\_\_\_ 6. \_\_\_\_\_ 7. \_\_\_\_\_ 8. \_\_\_\_\_

9. \_\_\_\_\_ 10. \_\_\_\_\_

Unit 1 Hello Again! 课堂同步练习答案

Lesson 1 How Are You?

答案：

I .1.A 2.C 3.B 4.B 5.B 6.A 7.B 8.B

II .1.B 2.A 3.B 4.A 5.B

III .1.B 2.A 3.C 4.B 5.B 6.C


IV .1.Hello 2.is 3.this 4.meet 5.to 6.too 7.are 8.Fine 9.And 10.well

# UNIT 1 HELLO AGAIN!

## Lesson 2 Is This Your Pencil? 课堂同步练习

姓名: \_\_\_\_\_ 班级: \_\_\_\_\_

### ☀️ 要点图解秀 ☀️



### ☀️ 基础碰碰车 ☀️

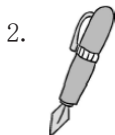
I. 看图片, 写单词。



\_\_\_\_\_

\_\_\_\_\_


\_\_\_\_\_



\_\_\_\_\_

\_\_\_\_\_

\_\_\_\_\_



\_\_\_\_\_

\_\_\_\_\_

\_\_\_\_\_



\_\_\_\_\_

\_\_\_\_\_

\_\_\_\_\_



\_\_\_\_\_

\_\_\_\_\_

\_\_\_\_\_

II. 从方框中找出下列各句的最佳答语。

- ( ) 1. Hello, Jim!
- ( ) 2. How are you, Bill?
- ( ) 3. Whose book is this?
- ( ) 4. Nice to meet you.

- ( ) 5. Is this your apple?
- ( ) 6. What's in your pencil box?

- A. Fine, thank you. And you?
- B. No, it isn't.
- C. Hello, Li Lei!
- D. A ruler and five pencils.
- E. Nice to meet you, too.
- F. It's Kate's.

### ☀️ 升级跷跷板 ☀️

III. 我会选择正确答案, 并将序号填在题前的括号里。

- ( ) 1. —Is this \_\_\_\_\_ English book?  
—Yes, \_\_\_\_\_ is.  
A. you; this    B. your; this    C. your; it
- ( ) 2. —\_\_\_\_\_ pencil box is this?  
—It's Danny's.  
A. Where    B. Whose    C. What ( )
- ( ) 3. —Is this Steven's ruler?  
—No. It isn't \_\_\_\_\_ ruler.  
A. your    B. her    C. his

IV. 模仿例句用 Yes 或 No 回答以下问题。

Example:

Is this your book? ✓ Yes, it is. It's my book.  
Is this Mike's car? ✗ No, it isn't. It isn't his car.

1. Is this Danny's ruler? ✓
2. Is it Jenny's dog? ✗
3. Is this your school? ✓
4. Is it Steven's pencil box? ✗
5. Is it Kim's pencil? ✓

Unit 1 Hello Again! 课堂同步练习答案

Lesson 2 Is This Your Pencil?

答案：

I .1. pencil 2. pen 3. ruler 4. crayons 5. pencil box

II .1. C 2. A 3. F 4. E 5. B 6. D

III .1. C 2. B 3. C

IV .1. Yes, it is. It's his ruler.....2. No, it isn't. It isn't her dog.

3. Yes, it is. It's my school.....4. No, it isn't. It isn't his pencil box.


5. Yes, it is. It's her pencil.

# UNIT 1 HELLO AGAIN!

## Lesson 3 Where Are They? 课堂同步练习

姓名: \_\_\_\_\_ 班级: \_\_\_\_\_

### ☀️ 要点图解秀 ☀️



### ☀️ 基础碰碰车 ☀️

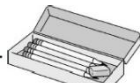
I. 读单词，选择对应的图片。

- |                   |    |  |
|-------------------|----|--|
| ( ) 1. blackboard | A. |  |
| ( ) 2. crayons    | B. |  |
| ( ) 3. desk       | C. |  |
| ( ) 4. schoolbag  | D. |  |
| ( ) 5. chair      | E. |  |

II. 看图，选择正确的方位词填空。


( ) 1. The pencils are \_\_\_\_\_ the pencil box.

A. on      B. in



( ) 2. The cat is \_\_\_\_\_ the chair.

A. under      B. beside



( ) 3. The panda is \_\_\_\_\_ the ball.

A. on      B. under



( ) 4. Jenny is \_\_\_\_\_ Li Ming and Mr. Wood.

A. beside      B. between



### ☀️ 升级跷跷板 ☀️

III. 根据中文释义，选择对应的选项。

- ( ) 1. 在书桌上面  
A. on the desk      B. in the desk
- ( ) 2. 在盒子下面  
A. under the box      B. beside the box
- ( ) 3. 在书包里面  
A. on the blackboard  
B. in the schoolbag
- ( ) 4. 在课桌和椅子之间  
A. between the desk and the chair  
B. beside the desk and the chair

IV. 你来当导演，选择正确的对话给下面的图片配音。

A. —Where is the pencil?

—It's in the box.

B. —Where is Amy?


—She's under the desk.

C. —Where is the schoolbag?

—It's beside the chair.

D.—Where is the apple?

—It's on the books.



1. ( )      2. ( )      3. ( )      4. ( )

Unit 1 Hello Again! 课堂同步练习

Lesson 3 Where Are They?

答案

I .1. E 2. D 3. A 4. C 5. B


II .1. B 2. A 3. A 4. B

III .1. A 2. A 3. B 4. A

IV .1. C 2. A 3. D 4. B

姓名: \_\_\_\_\_ 班级: \_\_\_\_\_

### ☀️ 要点图解秀 ☀️



### ☀️ 基础碰碰车 ☀️

I. 将单词和相应的数字连线。

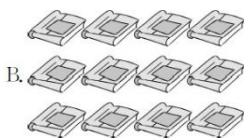
- |             |     |
|-------------|-----|
| sixteen     | 50  |
| twenty-nine | 47  |
| forty-seven | 100 |
| fifty       | 16  |
| one hundred | 29  |

II. 数一数，选择正确的图片。


( ) 1. four birds



( ) 2. twelve books



( ) 3. seven pupils



( ) 4. eleven crayons



### ☀️ 升级跷跷板 ☀️

III. 算一算，将相应的单词序号填入星星中。

- A. thirty B. sixty-eight  
C. twelve D. seventy-one  
E. forty-nine F. thirteen

- three+nine=
- forty-five-thirty-two=
- seventeen+thirteen=
- one hundred-twenty-nine=
- eleven+fifty-seven=
- sixty-four-fifteen=

IV. 看图，数一数再回答问题。

( ) 1.

—How many pencils do you have?

—\_\_\_\_\_.

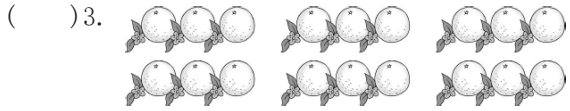
- A. Sixteen B. Fourteen



—How many bananas can you see?

—\_\_\_\_\_.


- A. Twenty-five      B. Twenty



—How many oranges are there?

—\_\_\_\_\_.

- A. Eighteen      B. Nineteen (



—How many rulers are there?

—\_\_\_\_\_.

- A. Thirty      B. Forty

V. 阅读对话，完成后面的判断题。正确的打“√”，错误的打“×”。

Lily: Look! I have some new pencils and new crayons.

Mike: Oh, how many new pencils do you have?

Lily: I have fifteen new pencils and twenty new crayons.

Mike: But I can see twelve new crayons only.

Lily: The others (其他的) are in my schoolbag, under the chair.

Mike: Oh, I see.

( )1. Lily has twelve new crayons.

( )2. The twelve new crayons are under the chair.

( )3. Lily has fifteen new pencils.

( )4. Mike can see twenty new crayons.

以上内容仅为本文档的试下载部分，为可阅读页数的一半内容。如要下载或阅读全文，请访问：<https://d.book118.com/178005011050006042>