

温馨提示：以下内容均为外文报告原文，请外语不好的同学谨慎打开。

消费电子，智能硬件，工业，农业，自动化，机器人，服务，教育……

INDUSTRIES & MARKETS

Italian cuisine worldwide

Table of Contents

01 Overview

Best cuisines of the world 2023-2024	
World's most hashtagged international food types on Instagram 2023	
French people's favorite world cuisine types 2024	
Most popular cuisines among Indians 2023	
Popular cuisines in Poland 2022-2023	
Italian cuisine market value worldwide 2019-2022	
Italian cuisine market value worldwide by country 2022	

02 Italian cuisine

Share of Italian cuisine in total food service in selected countries 2022	
Italian food enjoyment in selected European countries 2024	
Italian food preference in selected European countries 2024	
Italian food aversion in selected European countries 2024	
Share of consumers in the U.S. preferring Italian food in 2023, by age	
Most popular Italian dishes in the U.S. Q2 2024	
Most popular Italian dishes in Great Britain Q1 2024	
Number of Italian restaurants in selected cities worldwide 2023	
Italian restaurant share in selected cities worldwide 2023	

03 Food labels

	Italy: share of Italian flag label food products 2020-2023	<u>22</u>
<u>04</u>	Italy: share of 100% Italian label food products 2020-2023	<u>23</u>
<u>05</u>	Italy: share of produced in Italy label food products 2020-2023	<u>24</u>
<u>06</u>	Italy: sales value share of Italian flag label food products 2020-2023	<u>25</u>
<u>07</u>	Italy: sales value share of 100% Italian label food products 2020-2023	<u>26</u>
<u>08</u>	Italy: sales value share of produced in Italy label food products 2020-2023	<u>27</u>
<u>09</u>	Italy: percentage change in sales value of Italian flag label food products 2020-2023	<u>28</u>
<u>10</u>	Italy: percentage change in sales value of 100% Italian label food products 2020-2023	<u>29</u>
	Italy: change in sales value of produced in Italy label food products 2020-2023	<u>30</u>

04 Imitation products

<u>12</u>		
<u>13</u>	Italy: share of authentic & imitation Italian products in food retail by country 2022	<u>32</u>
<u>14</u>	Share of authentic & imitation Italian products in global food retail by product 2022	<u>33</u>
<u>15</u>	Value of imitation Italian products in global food retail by product 2022	<u>34</u>
<u>16</u>	Price gap between authentic & imitation Italian products in food retail by country	<u>35</u>

05 Export

<u>17</u>		
<u>18</u>		
<u>19</u>	Italian agri-food export products as a share of global export 2022	<u>37</u>
<u>20</u>	Value of agri-food exports from Italy 2013-2023	<u>38</u>
	Value of agri-food exports from Italy by region 2023	<u>39</u>
	Leading agri-food products exported from Italy 2023	<u>40</u>

Table of Contents

Leading destination countries for food exported from Italy 2023	<u>41</u>
Leading destination countries of food exported from Italy 2023, by value share	<u>42</u>
Value of food exported from Italy 2023, by area of destination	<u>43</u>
Distribution of food exported from Italy 2023, by area of destination	<u>44</u>
06 Meat and cheese	
Sales value and volume of Italian cold cuts in the U.S. 2023	<u>46</u>
Sales value and volume of Italian cold cuts in Canada 2023	<u>47</u>
Sales value of Italian cold cuts in the U.S. by category 2023	<u>48</u>
Sales value of Italian cold cuts in Canada by category 2023	<u>49</u>
Main purchasing countries of Grana Padano and Parmigiano Reggiano from Italy 2023	<u>50</u>


CHAPTER 01

Overview

Best rated cuisines worldwide as of 2023/2024

Best cuisines of the world 2023-2024

Ranking score



4

Description: Italian and Japanese cuisines were chosen as the best in the world in the 2023/2024, according to a study. In that season, these two cuisines achieved a score of 4.65 points.

[Read more](#)


Note(s): Worldwide; 2023/2024; 271,819 dish ratings and 80,863 food product ratings

Source(s): TasteAtlas

Most popular cuisines worldwide from February 2022 to March 2023, based on Instagram tags (in millions)

World's most hashtagged international food types on Instagram 2023


Number of tags in millions



Favorite world cuisine types for people in France in 2024

French people's favorite world cuisine types 2024

Share of respondents




6 **Description:** When asked in 2024 about their favorite cuisine, 78 percent of French respondents stated their own national cuisine. Italian cuisine came in second, chosen by 60 percent of survey respondents. [Read more.](#)
Note(s): France; May 3 to 10, 2024; 1,000 respondents; 18 years and older
Source(s): American Express; Ipsos

Most popular cuisines among Indians as of October 2023

Most popular cuisines among Indians 2023

Share of respondents




7 **Description:** In an online survey conducted in October 2023 among India's urban population, approximately 81 percent of respondents indicated Indian cuisine as their favorite. Chinese cuisine followed, with 28 percent expressing a preference for it. Notable variations in consumer preferences were observed based on age [Read more](#)
Note(s): India; October 3 to 6, 2023; 1,036 respondents; 18 years and older; Urban population
Source(s): YouGov

Most popular cuisines in Poland from 2022 to 2023

Popular cuisines in Poland 2022-2023

Share of respondents



Global market value of Italian cuisine from 2019 to 2022 (in billion euros)

Italian cuisine market value worldwide 2019-2022



Global market value of Italian cuisine in 2022, by country (in billion euros)

Italian cuisine market value worldwide by country 2022




CHAPTER 02

Italian cuisine

Penetration rate of Italian cuisine in overall full service restaurants market in selected countries in 2022


Share of Italian cuisine in total food service in selected countries 2022



Share of consumers who enjoyed Italian cuisine in selected European countries in 2024

Italian food enjoyment in selected European countries 2024

Share of respondents




13 **Description:** A survey conducted in 2024 revealed that the majority of Italians ranked their own national cuisine among their top three most preferred among all foods. Among Spaniards, over half of them enjoyed Italian food, while among Germans, Britons, and Danes, close to half stated it was in their top three favorite. [Read more](#)
Note(s): Denmark, France, Germany, Italy, Spain, Sweden, United Kingdom; July 9 to 22, 2024; Great Britain: 2,074; France: 1,021; Germany: 2,064; Denmark: 1,014; Sweden: 1,011; Spain: 1,191; Italy: 1,013; 18 years and older
Source(s): YouGov

Share of consumers who considered Italian cuisine as their favorite in selected European countries in 2024

Italian food preference in selected European countries 2024


Share of respondents



Share of consumers who considered Italian cuisine as the worst in selected European countries in 2024

Italian food aversion in selected European countries 2024

Share of respondents




15 **Description:** According to a 2024 survey, an interesting finding was that one percent of Italian respondents rated their own national cuisine as the least preferable among all cuisines. This sentiment was also shared by one percent of German, Briton, Swede, and French participants. Conversely, no Dane or Spaniard expressed a dislike for Italian cuisine. [Read more](#)
Note(s): Denmark, France, Germany, Italy, Spain, Sweden, United Kingdom; July 9 to 22, 2024; Great Britain: 2,074; France: 1,021; Germany: 2,064; Denmark: 1,014; Sweden: 1,011; Spain: 1,191; Italy: 1,013; 18 years and older
Source(s): YouGov

Italian food cuisine preferences of consumers in the United States in 2023, by age

Share of consumers in the U.S. preferring Italian food in 2023, by age


Share of respondents



Most popular Italian dishes in the United States (U.S.) as of Q2 2024

Most popular Italian dishes in the U.S. Q2 2024


Share of respondents with positive opinion



Most popular Italian dishes in Great Britain (GB) as of Q1 2024

Most popular Italian dishes in Great Britain Q1 2024


Share of respondents with positive opinion



Number of Italian restaurants in selected cities worldwide in 2023

Number of Italian restaurants in selected cities worldwide 2023

Number of restaurants




19 **Description:** According to the source, as of 2023 among selected cities worldwide, Tokyo had the most Italian restaurants, totaling 4,982. New York followed with a total of 938 Italian restaurants.
Note(s): Worldwide; 2023
Source(s): !

[Read more.](#)

Share of Italian restaurants out of total restaurants in selected cities worldwide in 2023

Italian restaurant share in selected cities worldwide 2023

Share of restaurants



CHAPTER 03

Food labels


Share of food products with the Italian flag on the label in hyper and supermarkets in Italy from 2020 to 2023

Italy: share of Italian flag label food products 2020-2023




Share of food products with the 100% Italian label in hyper and supermarkets in Italy from 2020 to 2023

Italy: share of 100% Italian label food products 2020-2023




Share of food products with the made in Italy label in hyper and supermarkets in Italy from 2020 to 2023

Italy: share of produced in Italy label food products 2020-2023



Share of sales value of food products with the Italian flag on the label in hyper and supermarkets in Italy from 2020 to 2023

Italy: sales value share of Italian flag label food products 2020-2023



以上内容仅为本文档的试下载部分，为可阅读页数的一半内容。如要下载或阅读全文，请访问：<https://d.book118.com/185203042033012004>