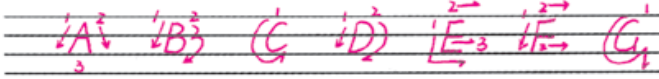



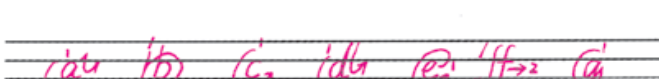



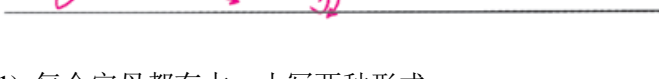
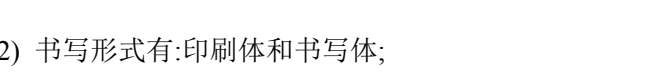
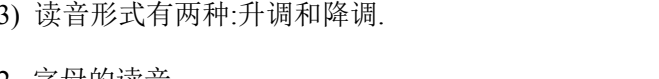
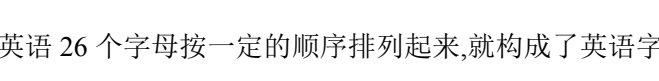
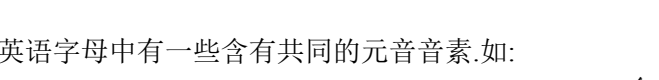


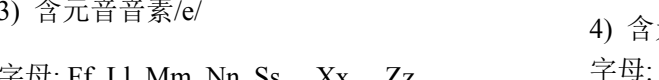
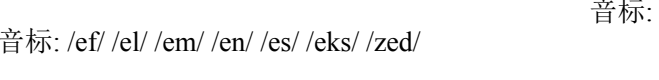




## 小学英语知识点汇总 精讲+精练

### 一、 字母

英语共有 26 个字母,这些字母按一定的顺序排列在一起便组成字母表,英语中称之为"Alphabet", 26 个英语字母是学习英语的基础。

|   |                   |   |                       |   |                  |
|---|-------------------|---|-----------------------|---|------------------|
|    | <b>A a /ei/</b>   |    | <b>B b /bi:/</b>      |    | <b>C c /si:/</b> |
|    | <b>D d /di:/</b>  |    | <b>E e /i:/</b>       |    | <b>F f /ef/</b>  |
|   | <b>G g /dʒi:/</b> |  | <b>H h /eit/</b>      |  | <b>I i /ai/</b>  |
|  | <b>J j /dʒei/</b> |  | <b>K k /kei/</b>      |  | <b>L l /el/</b>  |
|  | <b>M m /em/</b>   |  | <b>N n /en/</b>       |  | <b>O o /əu/</b>  |
|  | <b>P p /pi:/</b>  |  | <b>Q q /kju:/</b>     |  | <b>R r /ɑ:/</b>  |
|  | <b>S s /es/</b>   |  | <b>T t /ti:/</b>      |  | <b>U u /ju:/</b> |
|  | <b>V v /vi:/</b>  |  | <b>W w /'dʌblju:/</b> |  | <b>X x /eks/</b> |
|  | <b>Y y /wai/</b>  |  | <b>Z z /zi:/</b>      |  | <b>/zed/</b>     |

- 1) 每个字母都有大、小写两种形式;
- 2) 书写形式有:印刷体和书写体;
- 3) 读音形式有两种:升调和降调.

#### 2. 字母的读音

英语 26 个字母按一定的顺序排列起来,就构成了英语字母表, 英语字典、词典里的词就是按字母表的顺序排列的.

英语字母中有一些含有共同的元音音素.如:

##### 1) 含元音音素/ei/

字母: Aa ,Hh , Jj ,Kk

音标: /ei/ /eit/ /dʒei/ /kei/

##### 3) 含元音音素/e/

字母: Ff ,Ll ,Mm, Nn ,Ss, Xx, Zz

音标: /ef/ /el/ /em/ /en/ /es/ /eks/ /zed/

##### 5) 含元音音素/ai/

##### 2) 含元音音素/i:/

字母: Bb, Cc, Dd, Ee ,Gg, Pp, Tt, Vv

音标: /bi:/ /si:/ /di:/ /i:/ /dʒi:/ /pi:/ /ti:/ /vi:/

##### 4) 含元音音素/ju:/

字母: Uu , Qq, Ww

音标: /ju:/ /kju:/, /'dʌblju:/

字母: Ii, Yy

音标: /ai/, /wai/

### 3. 字母的书写和笔顺

- 1) 书写时,每个字母都应自左向右倾斜 5 度.大写字母都一样高,占上、中两格,但不顶第一线;
- 2) 词与词之间一般空出小写字母 a 的宽度为宜;
- 3) 字母要按一定的笔划顺序书写,其书写笔顺如下;(请注意书写的格式和大小写的区别)

## 二、名 词

表示某一事物,有具体的和抽象的之分。分为可数名词和不可数名词。

强调:不可数名词都默认为单数,所以总是用 is 或者 was;

1、一般来说个体名词和集体名词可以用数目来计算,称为可数名词。可数名词有单数和复数两种形式。可数名词如何变“复数形式”:

a. 一般情况下,直接加-s, 如: book-books, bag-bags, cat-cats, bed-beds

b. 以 s. x. sh. ch 结尾,加-es, 如: bus-buses, box-boxes, brush-brushes, watch-watches

c. 以“辅音字母+y”结尾,变 y 为 i,再加-es, 如: family-families, strawberry-strawberries

d. 以“f 或 fe”结尾,变 f 或 fe 为 v,再加-es, 如: knife-knives, thief-thieves;

e. 以“o”结尾的词,分两种情况

1) 有生命的+es 如: mango-mangoes potato -potatoes tomato-tomatoes hero-heroes

2) 无生命的+s 如: photo-photos radio-radios

f. 名词的复数形式的不规则变化

1) man---men woman---women child---children foot---feet tooth---teeth mouse---mice goose---geese

2) 单复数同形的名词, 如: deer, sheep, Chinese, Japanese

3) be 和指示代词的复数。is---are am---are this---these that---those it---they

4) 还有一些名词本身就是以复数形式出现的。如 :shorts, jeans, socks, clothes, trousers, shoes, chopsticks, scissors, gloves

2、不可数名词不能用数字计算包括物质名词(air, water 等)及抽象名词(advice, hate)等。所以它通常只有单数形式。不可数名词没有复数。常见的不可数名词:

a、表示液体: water, juice, milk, lemonade, coffee, coke, ink

b、表示自然现象: snow, rain, ice

c、表示食品类: rice, jam, honey, meat, bread, mutton, beef, tofu, eggplant, pork, chicken, fish, food

d、其它类: newspaper, news, homework, housework

不可数名词表示数量时,可以用量词来表达(量词有复数形式)其结构是数词+量词+of+名词。例如: a glass of water, a piece of paper, ten bottles of juice

判断步骤:

↗ 如是 am、is 或 was → 原形

读句子 → 读该单词 → 认识该单词 → 理解意思 → 看 be 动词

↘ 如是 are 或 were → 加 s 或 es



### 练一练

1、写出下列各词的复数。

I \_\_\_\_\_ him \_\_\_\_\_ this \_\_\_\_\_ her \_\_\_\_\_ watch \_\_\_\_\_ mango \_\_\_\_\_ child \_\_\_\_\_ photo \_\_\_\_\_ diary \_\_\_\_\_ day \_\_\_\_\_ foot \_\_\_\_\_ dress \_\_\_\_\_ tooth \_\_\_\_\_ sheep \_\_\_\_\_ box \_\_\_\_\_ strawberry \_\_\_\_\_ thief \_\_\_\_\_ engineer \_\_\_\_\_ peach \_\_\_\_\_ sandwich \_\_\_\_\_ man \_\_\_\_\_ woman \_\_\_\_\_ leaf \_\_\_\_\_ people \_\_\_\_\_

2、用所给名词的正确形式填空。

- (1) Are there two \_\_\_\_\_ ( box ) on the table
- (2) I can see some \_\_\_\_\_ ( people ) in the cinema.
- (3) How many \_\_\_\_\_ ( day ) are there in a week
- (4) Here're five \_\_\_\_\_ ( bottle ) of \_\_\_\_\_ ( juice ) for you.
- (5) This \_\_\_\_\_ ( violin ) is hers. Those \_\_\_\_\_ (grape) are over there.

### 三、冠词

冠词是一种虚词，不能独立使用，通常放在名词的前面，分为“不定冠词”和“定冠词”两种。

1、不定冠词：a、an。用在单数名词前，表示“一个，一件……”。

an 用在以元音“音素”开头的单词前。如： an e-mail, an orange, an old man, an hour...

a 用语辅音音素开头的单词前，如： a book, a pen

2、定冠词：the 用在单数或者复数名词前。the 没有具体意思，有时翻译为这、那。它的基本用法：

- (1) 用来表示特指某（些）人或某（些）事物。如： The map on the wall is new.
- (2) 表示说话者双方都知道的人或事物。如： Look at the picture, please.
- (3) 表示再次提到前面谈过的人或事物。如： This is a stamp. The stamp is beautiful.
- (4) 用在表示世界上独一无二的事物前。如： the sun 太阳 the moon 月亮 the earth 地球
- (5) 用在由普通名词构成的专有名词前。如： the Great Wall 长城
- (6) 用在江河、湖海等专有名词前。如： the Changjiang River 长江
- (7) 此外，序数词、形容词最高级、乐器名称等词前面和一些习惯用语中一般都用定冠词 the，如： the first day, the best boy, play the piano, in the same class



### 练一练

1、用 a 或 an 填空。

\_\_\_\_\_ “U” \_\_\_\_\_ ice-cream \_\_\_\_\_ goalkeeper \_\_\_\_\_ teapot \_\_\_\_\_ apple  
\_\_\_\_\_ office \_\_\_\_\_ English book \_\_\_\_\_ umbrella \_\_\_\_\_ unit \_\_\_\_\_ hour

2、根据需要，填写冠词 a, an 或 the。

- (1) Who is \_\_\_\_\_ girl behind \_\_\_\_\_ tree
- (2) \_\_\_\_\_ old man has two children, \_\_\_\_\_ son and \_\_\_\_\_ daughter.
- (3) This is \_\_\_\_\_ orange. \_\_\_\_\_ orange is Lucy's.
- (4) He likes playing \_\_\_\_\_ guitar. We have \_\_\_\_\_ same hobby.
- (5) We all had \_\_\_\_\_ good time last Sunday.
- (6) She wants to be \_\_\_\_\_ doctor.

### 四、数词

基数词和序数词。基数用于表示数量多少，而基数词用于表示次序，常在日期中出现。区别：基数词前面没有“the”；序数词前一定要有“the”。

- 1、超过二十以上的两位数需要在个位和十位之间加上“-”。如： 21 twenty-one
- 2、三位数以上的则需要百位数后再加上 and。如： 101 a/one hundred and one
- 3、用基数词来修饰可数名词时，一定别忘了它的复数形式。如： 十八个男孩 eighteen boys
- 4、用基数词修饰不可数名词时，如是复数，变它的量词为复数。如： 两碗米饭 two bowls of rice
- 5、序数词一般加“th”，特殊的有： first, second, third, fifth, eighth, ninth, twelfth 以及二十及二十以外的整十： twentieth, thirtieth, fortieth... “第几十几”：前面整十不变，后面“几”改为序数词。如： 88 eighty-eighth

6、基数词变序数词记忆口诀：

基变序，有规律，结尾加上-th (fourth,seventh)。一，二，三，特殊记，结尾字母 t, d, d (first,second,third)。

八去 t(eighth)，九去 e(ninth)，f 要把 ve 替 (fifht,welfth)，ty 将 y 变 ie，后加-th 别忘记 (fortieth)。要是遇到几

十几，前半基数后半序。😊 练一练

1、请翻译下列短语。

- (1) 60 名学生 \_\_\_\_\_ (2) 15 本英语书 \_\_\_\_\_  
 (3) 九杯凉水 \_\_\_\_\_ (4) 4 个孩子 \_\_\_\_\_  
 (5) 12 月 31 日 \_\_\_\_\_ (6) 6 月 2 日 \_\_\_\_\_  
 (7) 第九周 \_\_\_\_\_ (8) 40 前 \_\_\_\_\_  
 (9) 8 颗牙齿 \_\_\_\_\_ (10) 第一天 \_\_\_\_\_

2、把下列基数词改成序数词。

- one--- two--- three--- nine--- fourteen--- twenty---  
 thirty-five--- eighty-one--- five---- twelve---

### 五、代词

指示代词：指示说明近处或远处、上文或下文、以前或现在的人或事物

| 单数       | 复数        | 含义      |
|----------|-----------|---------|
| This(这个) | these(这些) | 指较近的人或物 |
| That(那个) | those(那些) | 指较远的人或物 |

注意：打 时 用 this 介绍自己，that 询问对方，如 This is Kate speaking. Who is that

人称代词：

- 1、人称代词分为：第一、第二、第三人称，且有单复数之分。
- 2、人称代词的主格在句中做主语，一般用在动词前（疑问句除外）；宾格在句中做宾语，多用于动词、介词后。
- 3、形容词性物主代词起形容词的作用，后面一定要跟名词，表示该名词是属于谁的。
- 4、名词性物主代词=形容词性物主代词+名词。如：

This is my bag. = This is mine. That is her ruler. = That is hers.

一般看后面有没有名词，如有，就用形容词性物主代词；如无，就用名词性物主代词。

请牢记下表：

|            |            | 第一人称   |           | 第二人称     |            | 第三人称    |         |        |            |
|------------|------------|--------|-----------|----------|------------|---------|---------|--------|------------|
|            |            | 单数     | 复数        | 单数       | 复数         | 单 数     |         |        | 复 数        |
| 人 称<br>代 词 | 主 格        | I      | we        | you      | you        | she     | he      | it     | they       |
|            | 宾 格        | me     | us        | you      | you        | her     | him     | it     | them       |
| 物 主<br>代 词 | 形 容 词<br>性 | my     | our       | your     | your       | her     | his     | its    | their      |
|            | 名 词 性      | mine   | ours      | yours    | yours      | hers    | his     |        | theirs     |
| 反身单词       |            | myself | ourselves | yourself | yourselves | herself | himself | itself | themselves |

😊 练一练

1、按要求写出相应人称代词。

I (宾格) \_\_\_\_\_ she (形容词性物主代词) \_\_\_\_\_ we (名词性物主代词) \_\_\_\_\_  
 he (复数) \_\_\_\_\_ us (单数) \_\_\_\_\_ theirs (主格) \_\_\_\_\_ its (宾格) \_\_\_\_\_

2、想一想，把下表补充完整。

|      | 人称代词 |     |     |      | 物主代词 |     |       |     |
|------|------|-----|-----|------|------|-----|-------|-----|
|      | 单数   |     | 复数  |      | 单数   |     | 复数    |     |
|      | 主格   | 宾格  | 主格  | 宾格   | 形容词性 | 名词性 | 形容词性  | 名词性 |
| 第一人称 |      | me  |     | us   |      |     | our   |     |
| 第二人称 | you  |     | you |      |      |     |       |     |
| 第三人称 | he   |     |     | them | his  |     | their |     |
|      |      | her |     |      |      |     |       |     |
|      |      | it  |     |      |      | its |       |     |

3、用所给词的适当形式填空。

- That is not \_\_\_\_\_ kite. That kite is very small, but \_\_\_\_\_ is very big. ( I )
- The dress is \_\_\_\_\_. Give it to \_\_\_\_\_. ( she )
- Is this \_\_\_\_\_ watch ( you ) No, it's not \_\_\_\_\_. ( I )
- \_\_\_\_\_ is my brother. \_\_\_\_\_ name is Jack. Look! Those stamps are \_\_\_\_\_. ( he )
- \_\_\_\_\_ dresses are red. ( we ) What colour are \_\_\_\_\_ ( you )
- Show \_\_\_\_\_ your kite, OK ( they )
- I have a beautiful cat. \_\_\_\_\_ name is Mimi. These cakes are \_\_\_\_\_. ( it )
- Are these \_\_\_\_\_ tickets No, \_\_\_\_\_ are not \_\_\_\_\_. \_\_\_\_\_ aren't here. ( they )
- Shall \_\_\_\_\_ have a look at that classroom That is \_\_\_\_\_ classroom. ( we )
- \_\_\_\_\_ is my aunt. Do you know \_\_\_\_\_ job \_\_\_\_\_ is a nurse. ( she )
- Where are \_\_\_\_\_ I can't find \_\_\_\_\_. Let's call \_\_\_\_\_ parents. ( they )
- Don't touch \_\_\_\_\_. \_\_\_\_\_ is not a cat, \_\_\_\_\_ is a tiger! ( it )
- \_\_\_\_\_ sister is ill. Please go and see \_\_\_\_\_. ( she )
- The girl behind \_\_\_\_\_ is our friend. (she)

## 六、形容词、副词

1、形容词表示某一事物或人的特征，副词表示某一动作的特征。

形容词和副词的比较级和最高级

| 构成方法                               | 原级                  | 比较级 (表示两个人、物之间进行比较时), 由比较级+than 构成 | 最高级 (大于等于三个人、物之间进行比较), 由 the+形容词或副词最高级 |
|------------------------------------|---------------------|------------------------------------|--|
| 一般在词尾加-er,est                      | tall, long, old     | taller, longer, older              | tallest, longest, oldest               |
| 以 e 结尾的词,直接加-r,est                 | nice, fine, large   | nicer, finer, larger               | nicest, finest, largest                |
| 以辅音+y 结尾的词,先把 y 改成 i, 再加-er,est    | busy, early, easy   | busier, earlier, easier            | busiest, earliest, easiest             |
| 以“辅元辅”结构结尾的词,先双最后一个辅音字母, 再加-er,est | big, hot, red, thin | bigger, hotter, thinner            | biggest, hottest, thinnest             |
| 少数以-er,-ow 结尾的双音节词末尾加-er,est       | clever, narrow      | cleverer, narrower                 | cleverest, narrowest                   |

|                                 |                   |                             |                             |
|---------------------------------|-------------------|-----------------------------|-----------------------------|
| 其他双音节词和多音节词，<br>在前面加 more, most | important, easily | more important, more easily | most important, most easily |
|---------------------------------|-------------------|-----------------------------|-----------------------------|

常用的不规则变化的形容词的比较级和最高级:

原级-----比较级-----最高级

good/well-----better-----best

many-----more-----most

much/many-----more-----most

little-----less-----least

bad/badly/ill-----worse-----worst

old-----older/elder-----oldest/eldest

far-----farther, further-----farthest, furthest



练一练

1、写出下列形容词、副词的比较级、最高级

|       |        |       |       |      |
|-------|--------|-------|-------|------|
| big   | good   | long  | tall  | old  |
| short | thin   | heavy | young | fat  |
| light | strong | high  | far   | low  |
| early | late   | well  | fast  | slow |

2、用括号内所给单词的适当形式填空。

- 1) I can swim as \_\_\_\_\_ ( fast ) as the fish, I think.
- 2) Look! His hands are \_\_\_\_\_ ( big ) than mine.
- 3) I think you do these things \_\_\_\_\_ ( well ) than your classmates.
- 4) Whose bag is \_\_\_\_\_ ( heavy ), yours or mine
- 5) Does Jim run as \_\_\_\_\_ ( slow ) as David Yes, but Mike runs \_\_\_\_\_ ( slow ) than them.
- 6) You have seven books, but I have \_\_\_\_\_ ( many ) than you. I ha ve ten.
- 7) I jump \_\_\_\_\_ ( far ) than some of the boys in my class.
- 8) I'm very \_\_\_\_\_ ( thin ), but she's \_\_\_\_\_ ( thin ) than me.
- 9) It gets \_\_\_\_\_ and \_\_\_\_\_ ( warm ) when spring comes here.

七、介 词

1、是虚词，不能单独使用，它只有跟它后面的宾语一起构成介词短语，才能在句子中起作用。有：in, on, under, with, behind, about, near, before, after, for, to, up, down, from, in front of, out of,

2、表示时间的介词有：at, on, in。

(1) at 表示“在某一个具体的时间点上”，或用在固定词组中。如：at ten o'clock, at 9:30 a.m.,

(2) on 表示“在某日或某日的时间段”。如：on Friday, on Monday morning, on May 1st

(3) in 表示“在某一段时间（月份、季节）里”。如：in the afternoon, in September, in 2005...

3、in 一词还有其他的固定搭配，如：in blue（穿着蓝色的衣服），in English（用英语表达）



练一练

1、选用括号内恰当的介词填空。

- 1) What's this \_\_\_\_\_ ( at, on, in ) English
- 2) Christmas is \_\_\_\_\_ ( at, on, in ) the 25th of December.

3) The man \_\_\_\_\_ ( with, on, in ) black is Su Hai's

father.

- 4) He doesn't do well \_\_\_\_\_ ( at, on, in ) PE.
- 5) Look at those birds \_\_\_\_\_ ( on, in ) the tree.
- 6) We are going to meet \_\_\_\_\_ ( at, on, in ) the bus stop \_\_\_\_\_ ( at, on, in ) half past ten.
- 7) Is there a cat \_\_\_\_\_ ( under, behind, in ) the door
- 8) Helen's writing paper is \_\_\_\_\_ ( in, in front of ) her computer.
- 9) We live \_\_\_\_\_ ( at, on, in ) a new house now.
- 10) Does it often rain \_\_\_\_\_ ( at, on, in ) spring there

2、圈出下列句子中运用不恰当的介词，并将正确的答案写在横线上。

- 1) Jim is good in English and Maths.
- 2) The films were in the ground just now.
- 3) They are talking to their plans.
- 4) How many students have their birthdays on May
- 5) Women's Day is at the third of March.
- 6) I can jog to school on the morning.
- 7) Did you water trees at the farm
- 8) Can you come and help me on my English
- 9) I usually take photos in Sunday morning.
- 10) What did you do on the Spring Festival

## 八、动 词

这里所说的动词是指各种动词总称，其中包括 be 动词、情态动词、助动词、行为动词。动词、名词和形容词不太容易区分，如不能一眼看出，可用如下方法：先用“一（量词）”（如：一个、一张等）和这个词连起来说，如说得通，一般认为是名词；说不通再用“很”去判断，就是把“很”和这个词连起来说，说得通一般就是形容词；都说不通就是动词。（目前我们学过的，以后可能不同）（另外一些很明显的，如人称代词、数词、情态动词等一下就可以知道）

### 1、be 动词（ am, is, are, was, were ）

- 1) am—was, is —was, are--were 口诀：我用 am, 你用 are, is 用在他她它，所有复数全用 are。
- 2) 一定和否定句 I am (not) from London. He is(not) a teacher. She is(not) in the dining room. My hair is(not) long. Her eyes are(not) small.
- 3) 一般疑问句 Am I a Chinese Yes, you are. No, you aren't. Are they American Yes, they are. No, they aren't.

Is the cat fat Yes, it is. No, it isn't.

- 4) be 动词的否定形式：am not（没有缩写形式），are not = aren't，is not = isn't。



练一练 1、用 be 动词的适当形式填空。

- 1) I \_\_\_\_\_ a boy. \_\_\_\_\_ you a boy No, I \_\_\_\_\_ not.
- 2) The girl \_\_\_\_\_ Jack's sister.
- 3) The dog \_\_\_\_\_ tall and fat.
- 4) The man with big eyes \_\_\_\_\_ a teacher.
- 5) \_\_\_\_\_ your brother in the classroom
- 6) How \_\_\_\_\_ your father
- 7) Mike and Liu Tao \_\_\_\_\_ at school.
- 8) Whose dress \_\_\_\_\_ this
- 9) Whose socks \_\_\_\_\_ they
- 10) Who \_\_\_\_\_ I
- 11) The jeans \_\_\_\_\_ on the desk.
- 12) Here \_\_\_\_\_ a scarf for you.
- 13) Here \_\_\_\_\_ some sweaters for you.
- 14) The black gloves \_\_\_\_\_ for Su Yang.
- 15) This pair of gloves \_\_\_\_\_ for Yang Ling.
- 16) The two cups of milk \_\_\_\_\_ for me.
- 17) Some tea \_\_\_\_\_ in the glass.
- 18) Gao shan's shirt \_\_\_\_\_ over there.
- 19) My sister's name \_\_\_\_\_ Nancy.
- 20) \_\_\_\_\_ David and Helen from England
- 21) There \_\_\_\_\_ a girl in the room.
- 22) There \_\_\_\_\_ some apples on the tree.
- 23) \_\_\_\_\_ there any apple juice in the bottle
- 24) There \_\_\_\_\_ some bread on the plate.
- 25) You, he and I \_\_\_\_\_ from China.
- 26) There \_\_\_\_\_ a boy, two girls, three men and ten women in the park.

2、助动词 ( do, does, did ) do, does 用于一般现在时, 其过去式 did 用于一般过去时。它们通常用在疑问句和否定句中。它们的否定形式: do not = don't, does not = doesn't, did not = didn't。

注意: 在一般现在时中, does 用于第三人称单数, 其余一律用助动词 do; 助动词 do, does, did 后面一定要用动词原形。

 练一练

1、用适当的助动词填空。

1) \_\_\_\_\_ you like this magazine

2) The girl \_\_\_\_\_ like bread for breakfast.

3) ---What \_\_\_\_\_ she \_\_\_\_\_ at the weekends ---She usually plays games with her friends.

4) ---Wha\_\_\_\_\_ you do last Sunday ---I wrote to my friend.

5) ---Did you see a Beijing opera ---No, I \_\_\_\_\_.

6) He \_\_\_\_\_ not visit a farm last National Day holiday.

7) They \_\_\_\_\_ not like playing volleyball.

8) --- \_\_\_\_\_ Jim have a picnic with his family every Saturday ---Yes, he \_\_\_\_\_.

9) \_\_\_\_\_ Helen and Yang Ling go to school on foot every day

10) ---How many kites \_\_\_\_\_ we have ---We have ten.

2、找出下列句子中的错误, 将序号填入题前括号内, 并改正。

( ) 1) Did you had a big lunch with your family last Spring Festival \_\_\_\_\_  
A B C

( ) 2) ---What do the boy have in his pencil-box ---He has a rubber. \_\_\_\_\_  
A B C

( ) 3) They doesn't like the film. \_\_\_\_\_  
A B C

( ) 4) Do Jim get up at six everyday \_\_\_\_\_  
A B C

( ) 5) Don't giving the ball to Liu Tao. \_\_\_\_\_  
A B C

3、情态动词

情态动词也是一类特殊的动词, 平时我们不把它说成是动词。情态动词可以和行为动词同时出现在同一个句子中。

我们现在学过的情态动词有: can、could、shall、should、will、would、may、might、must。

注意: 情态动词后动词总是用原形。(不受其他任何条件影响) 其否定形式: can not = can't, must not = mustn't, ... 注

意: may not 和 shall not (无缩写形式)

 练一练

选择填空。

( ) 1) The sign on the wall means you \_\_\_\_\_ stay away from the building. A. must B. can't C. shouldn't

( ) 2) How many books \_\_\_\_\_ you see on the desk A. may B. can C. should

( ) 3) It means you \_\_\_\_\_ make noise in the library. A. should B. shouldn't C. can

( ) 4) --- \_\_\_\_\_ you like a glass of milk --- Yes, please. A. May B. Could C. Would

( ) 5) --- \_\_\_\_\_ you see the sign over there --- Sorry, I can't. A. Can B. Can't C. Should

( ) 6) \_\_\_\_\_ we go to the park by bus A. May B. Must C. Shall

4、行为动词

就是我们平时上课时说的动词, 表示某一动作或行为。如: sweep、live 等。行为动词我们已学过它们的四种形式: 原形、第三人称单数+s/es、现在分词(也叫动名词)+ing、过去式+ed。

(1) 动词第三人称单数变化规则:

A、一般直接加“s”，如：play – plays, visit – visits, speak – speaks ；

B、以“s”，“x”，“sh”，“ch”结尾时，加“es”，如：catch – catches, watch – watches ；

C、以“辅音字母+y”结尾时，变“y”为“i”再加“es”，如：carry – carries, study – studies 。

(2) 现在分词（动名词）构成规则:

A、一般直接加“ing”，如：go – going, do – doing, look – looking ；

B、以不发音的“e”结尾的单词，去“e”加“ing”，如：take – taking, make – making, have – having ；

C、以重读闭音节结尾的词，如末尾只有一个辅音字母，需要双写这个字母再加“ing”，如：

put – putting, stop – stopping, run – running, get – getting, swim – swimming, sit – sitting, begin – beginning,

jog – jogging, forget – forgetting 。

(3) 过去式构成规则:

A、一般直接加“ed”，如：plant – planted, visit – visited, pick – picked ；

B、以不发音字母“e”结尾，直接加“ed”，如：like – liked, hope – hoped, taste – tasted ；

C、以“辅音字母+y”结尾时，变“y”为“i”再加“ed”，如：try – tried, carry – carried, study – studied ；

D、有些动词要双写最后一个字母，再加“ed”，如：stop – stopped ；

E、还有很多动词的过去式是不规则的，请记忆：

是-am(be)-was-being;

是-are(be)-were-being;

是-be-was, were-being;

成为-become-became-becoming;

开始-begin-began-beginning;

弯曲-bend-bent-bending;

吹-blow-blew-blowing;

买-buy-bought-buying;

能-can-could-----;

捕捉-catch-caught-catching;

选择-choose-chose-choosing;

来-come-came-coming;

切-cut-cut-cutting;

做-do, does-did-doing;

画-draw-drew-drawing;

饮-drink-drank-drinking;

吃-eat-ate-eating;

感觉-feel-felt-feeling;

发现-find-found-finding;

飞-fly-flew-flying;

忘记-forget-forgot-forgetting;

得到-get-got-getting;

给-give-gave-giving;

走-go-went-going;

成长-grow-grew-growing;

有-have, has-had-having;

听-hear-heard-hearing;

受伤-hurt-hurt-hurting;

保持-keep-kept-keeping;

知道-know-knew-knowing;

学习-learn-learned, learnt-learning;

允许，让-let-let-letting;

躺-lie-lay-lying;

制造-make-made-making;

可以-may-might----

意味-mean-meant-meaning;

会见-meet-met-meeting;

必须-must-must----

放置-put-put-putting;

读-read-read-reading;

骑、乘-ride-rode-riding;

响、鸣-ring-rang-ringing;

跑-run-ran-running;

说-say-said-saying;

看见-see-saw-seeing;

将-shall-should----

唱歌-sing-sang-singing;

坐下-sit-sat-sitting;

睡觉-sleep-slept-sleeping;

说-speak-spoke-speaking;

度过-spend-spent-spending 。



1、写出下列动词的第三人称单数。

drink \_\_\_\_\_ go \_\_\_\_\_ stay \_\_\_\_\_ make \_\_\_\_\_ look \_\_\_\_\_ have \_\_\_\_\_

pass \_\_\_\_\_ carry \_\_\_\_\_ come \_\_\_\_\_ watch \_\_\_\_\_ plant \_\_\_\_\_ fly

以上内容仅为本文档的试下载部分，为可阅读页数的一半内容。如要下载或阅读全文，请访问：<https://d.book118.com/306025235110011013>