

温馨提示：以下内容均为外文报告原文，请外语不好的同学谨慎打开。

消费电子，智能硬件，工业，农业，自动化，机器人，服务，教育……

INDUSTRIES & MARKETS

Mergers and acquisitions in Hungary

Table of Contents

01 CEE overview

Value of M&A deals in Central and Eastern Europe 2018-2022

M&A deal volume in Central and Eastern Europe 2022, by sector

Share of M&A deals in Central and Eastern Europe 2015-2022, by origin

Number of M&A deals in Central and Eastern Europe 2021-2022, by private equity firm

Value of M&A deals in Central and Eastern Europe 2021-2022, by private equity firm

Largest M&A deals in CEE 2022, by transaction value

02 M&A transactions

M&A activity in Hungary: deal numbers 2011-2023

Leading bidder countries by M&A deal value in Hungary 2023

M&A deal distribution in Hungary 2022, by bidder country

03 M&A value

M&A activity in Hungary: deals value 2011-2022

Average M&A transaction size in Hungary 2017-2025

Biggest M&A transactions in Hungary 2023

04 Sector breakdown

Leading sectors by M&A transaction value in Hungary 2023

Technology, media, and telecommunication sector M&A deal value in Hungary 2019-2023

Financial services sector M&A deal value in Hungary 2019-2023

Energy, mining, and utilities sector M&A deal value in Hungary 2019-2023

Industrial and chemical sector M&A deal value in Hungary 2019-2023

Banking sector M&A deals in Hungary 2023, by acquired share

05 Private equity and venture capital

Venture capital and private equity investment value in Hungarian firms 2020-2023

Venture capital and private equity investment value in Hungarian companies 2023

Number of companies receiving private equity investments in Hungary 2014-2023

Number of companies receiving private equity investments in Hungary 2023, by sector

20

21

22

23

25

26

27

28

03

04

05

06

07

08

10

11

12

14

15

16

18


19

CHAPTER 01

CEE overview

Total value of merger and acquisition (M&A) deals in Central and Eastern Europe (CEE) from 2018 to 2022 (in billion euros)

Value of M&A deals in Central and Eastern Europe 2018-2022



Description:

and acquisition (M&A) can be used to fulfill several strategies including growth, expansion, increasing market share, eliminating a competitor, or even talent acquisition. For both the buyer and seller, strategic drivers differ.

Note(s): CEE: 2018 to 2022


Source(s): CMS Cameron McKenna; Emerging Markets Information Service

[Read more](#)

Number of merger and acquisition (M&A) deals in Central and Eastern Europe (CEE) in 2022, by sector


M&A deal volume in Central and Eastern Europe 2022, by sector

Number of M&A deals




Share of merger and acquisition (M&A) deals in Central and Eastern Europe (CEE) from 2015 to 2022, by origin

Share of M&A deals in Central and Eastern Europe 2015-2022, by origin




Leading private equity firms investing in Central and Eastern Europe (CEE) from 2021 to 2022, by number of merger and acquisition (M&A) deals

Number of M&A deals in Central and Eastern Europe 2021-2022, by private equity firm



Leading private equity firms investing in Central and Eastern Europe (CEE) from 2021 to 2022, by value of merger and acquisition (M&A) deals (in billion euros)

Value of M&A deals in Central and Eastern Europe 2021-2022, by private equity firm



7 **Description:** The U.S. private equity firm Starwood Capital Group ranked first by the value of merger and acquisition (M&A) deals in Central and Eastern Europe (CEE) in 2021 and 2022, at approximately 4.3 billion euros. Furthermore, the total worth of M&A deals that IFM Global Infrastructure Fund was involved in reached nearly two billion euros. [Read more](#)
Note(s): CEE; 2021 to 2022
Source(s): Acuris Global; Mazars

Largest merger and acquisition (M&A) deals in Central and Eastern Europe (CEE) in 2022, by deal value (in billion euros)

Largest M&A deals in CEE 2022, by transaction value


Target company	Buyer company	M&A deal value in bn EUR	Percentage stake
PGNiG (Poland)*	PKN Orlen (Poland)	7.9	100%
Immofinanz Group (Austria, Croatia, Czechia, Hungary, Poland, Romania, Slovakia)*	CPI Property Group (Czechia)	1.8	24.7%
PKP Energetyka (Poland)	PGE Polska Grupa Energetyczna (Poland)	1.3	100%
Contour Global's Emerging Europe business (Bulgaria, Romania, Slovakia)*	Kohlberg Kravis Roberts & Co (U.S.)	0.89	100%
SuperSport (Croatia)	Entain (UK)	0.69	75%
Bolt (Estonia)	D1 Capital Partners, Whale Rock Capital Management, G Squared, Owl Rock Capital, Sequola Capital, Fidelity Management and Research Co, Ghisallo Master Fund (U.S.)	0.63	9.6%
Part of Warsaw Hub skyscraper (Poland)	Alphabet (U.S.)	0.58	100%

CHAPTER 02

M&A transactions


Number of merger and acquisition (M&A) transactions in Hungary from 2011 to 2023

M&A activity in Hungary: deal numbers 2011-2023




Leading bidder countries by M&A deal value in Hungary in 2023 (in billion U.S. dollars)

Leading bidder countries by M&A deal value in Hungary 2023



Distribution of M&A transactions in Hungary in 2022, by bidder country

M&A deal distribution in Hungary 2022, by bidder country




CHAPTER 03

M&A value

Total value of merger and acquisition (M&A) transactions in Hungary from 2011 to 2022 (in billion euros)

M&A activity in Hungary: deals value 2011-2022



以上内容仅为本文档的试下载部分，为可阅读页数的一半内容。如要下载或阅读全文，请访问：<https://d.book118.com/355331011224012003>