

INDUSTRIES & MARKETS

# Consulting services in the U.S.

# Table of Contents

## 01 Industry overview

Size of the consulting market worldwide 2011-2020	<a href="#">03</a>
Change of the global consulting market revenue 2020-2021, by industry	<a href="#">04</a>
Annual revenue growth of management consultancies worldwide 2015-2022	<a href="#">05</a>
Management consulting employees in the U.S. 2013-2022, with a 2023 forecast	<a href="#">06</a>
Revenue per consultant of management consultancies worldwide 2015-2022	<a href="#">07</a>
Management consulting market size in the U.S. 2012-2022, with a 2023 forecast	<a href="#">08</a>
Financial consulting service usage in the U.S. 2023	<a href="#">09</a>

## 02 U.S. market

Size of the consulting market in U.S. 2015-2020	<a href="#">11</a>
Management consulting businesses in the U.S. 2013-2022, with a 2023 forecast	<a href="#">12</a>
Number of management consultants employed in the U.S. 2012-2022	<a href="#">13</a>
Consulting services revenue of the biggest U.S. accounting firms 2021-2022	<a href="#">14</a>
Leading consulting firms in the U.S. in 2023, by prestige rating	<a href="#">15</a>
Best-rated consulting firms to work for in the U.S. in 2022	<a href="#">16</a>
U.S. management consulting services industry ad spend 2021-2022	<a href="#">17</a>

## 03 Industry leaders

Gross revenue of the Big Four accounting / audit firms in the U.S. 2022	<a href="#">19</a>
Gross revenue of Deloitte in the U.S. 2012-2023	<a href="#">20</a>

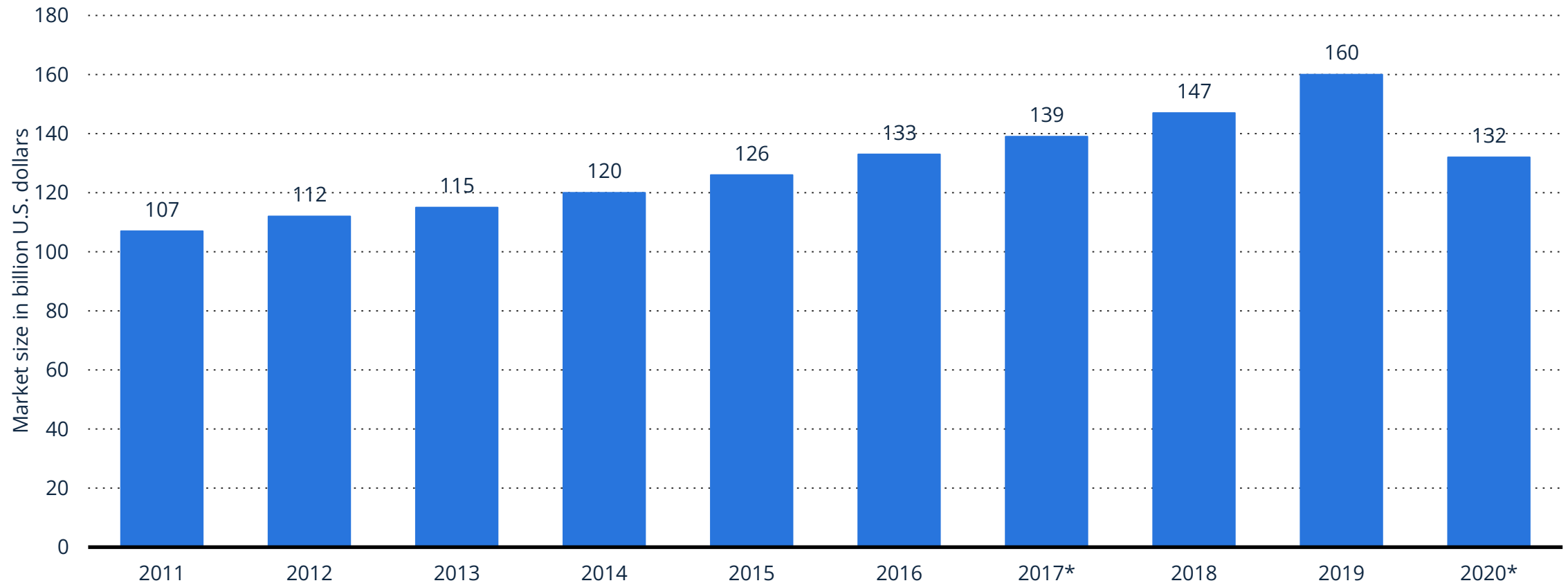
Gross revenue of PwC in the U.S. 2012-2022	<a href="#">21</a>
Gross revenue of EY in the U.S. 2012-2022	<a href="#">22</a>
Gross revenue of KPMG in the U.S. 2012-2022	<a href="#">23</a>
Gross revenue of RSM in the U.S. 2012-2022	<a href="#">24</a>
Gross revenue of CBIZ & MHM in the U.S. 2012-2022	<a href="#">25</a>
Gross revenue of Grant Thornton in the U.S. 2012-2022	<a href="#">26</a>

CHAPTER 01

# Industry overview

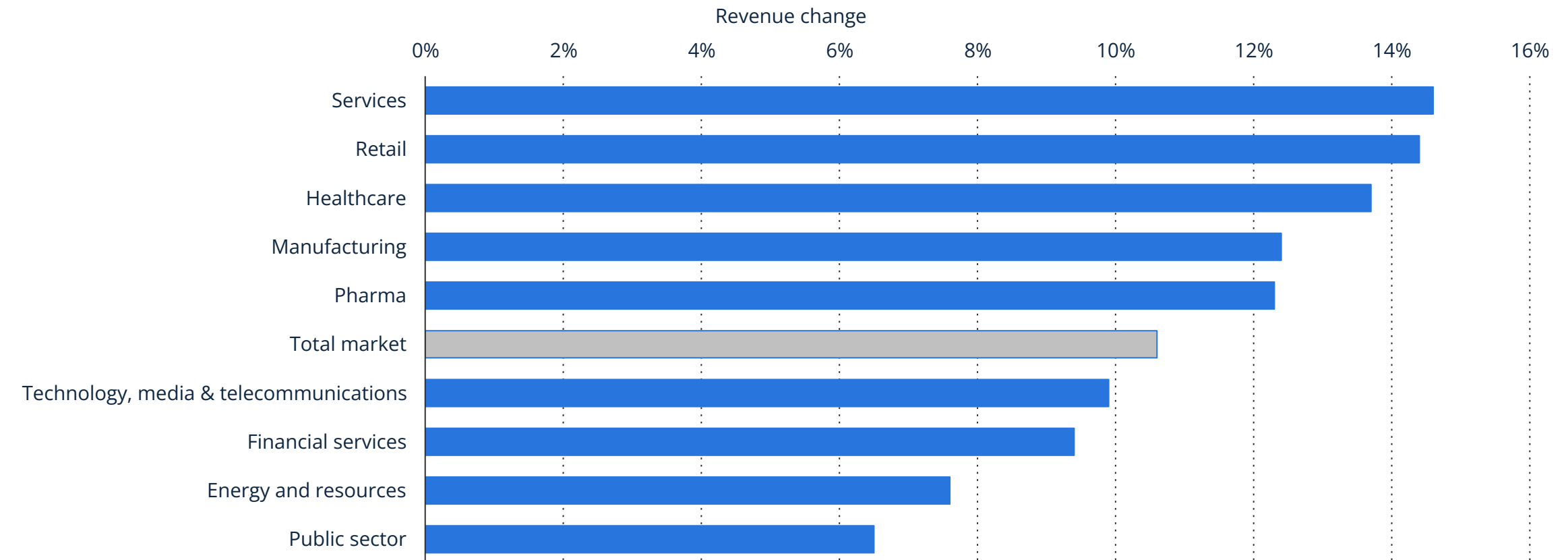
# Size of the global consulting market from 2011 to 2020 (in billion U.S. dollars)

Size of the consulting market worldwide 2011-2020



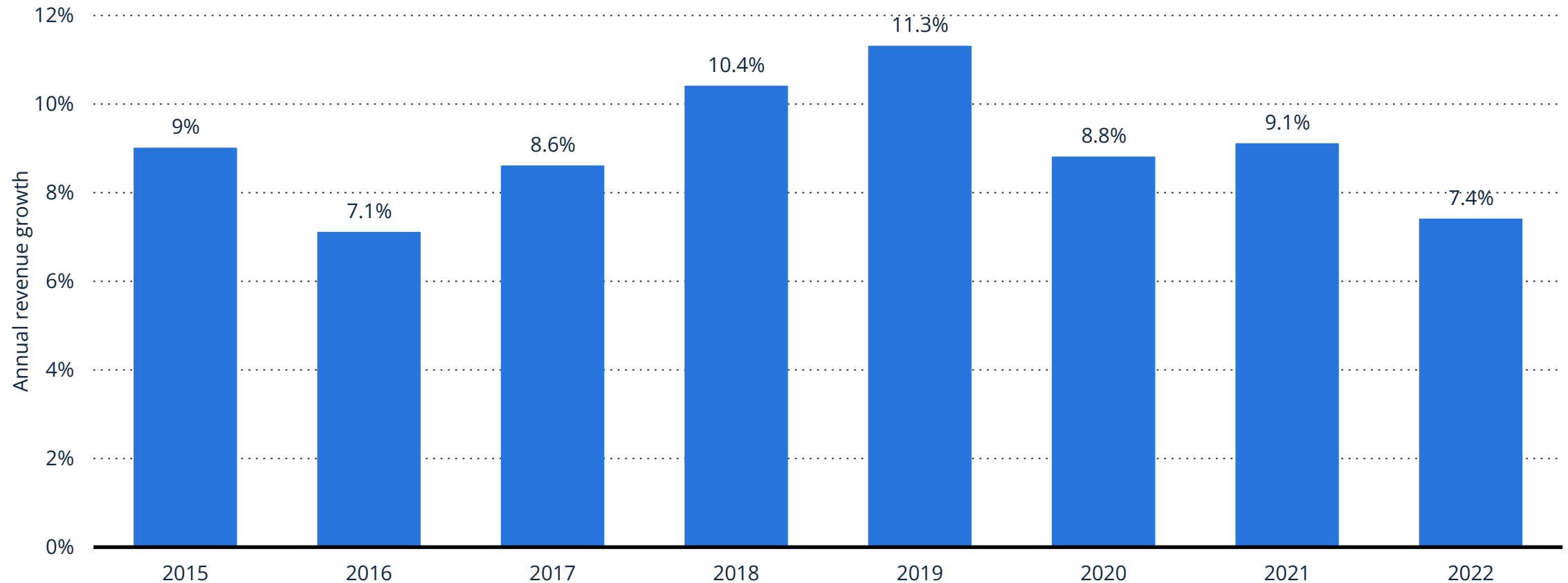
# Year-on-year revenue change of the consulting market worldwide in 2021, by industry vertical

Change of the global consulting market revenue 2020-2021, by industry



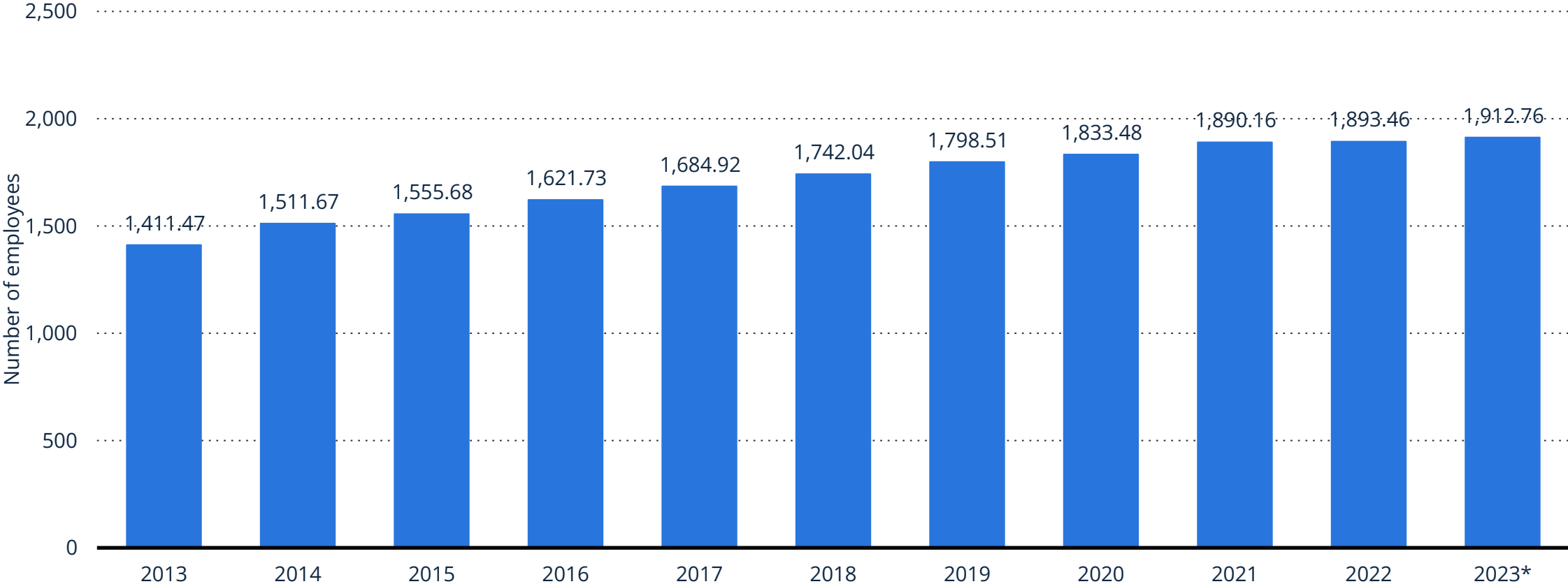
# Annual revenue growth of management consultancies worldwide from 2015 to 2022

Annual revenue growth of management consultancies worldwide 2015-2022



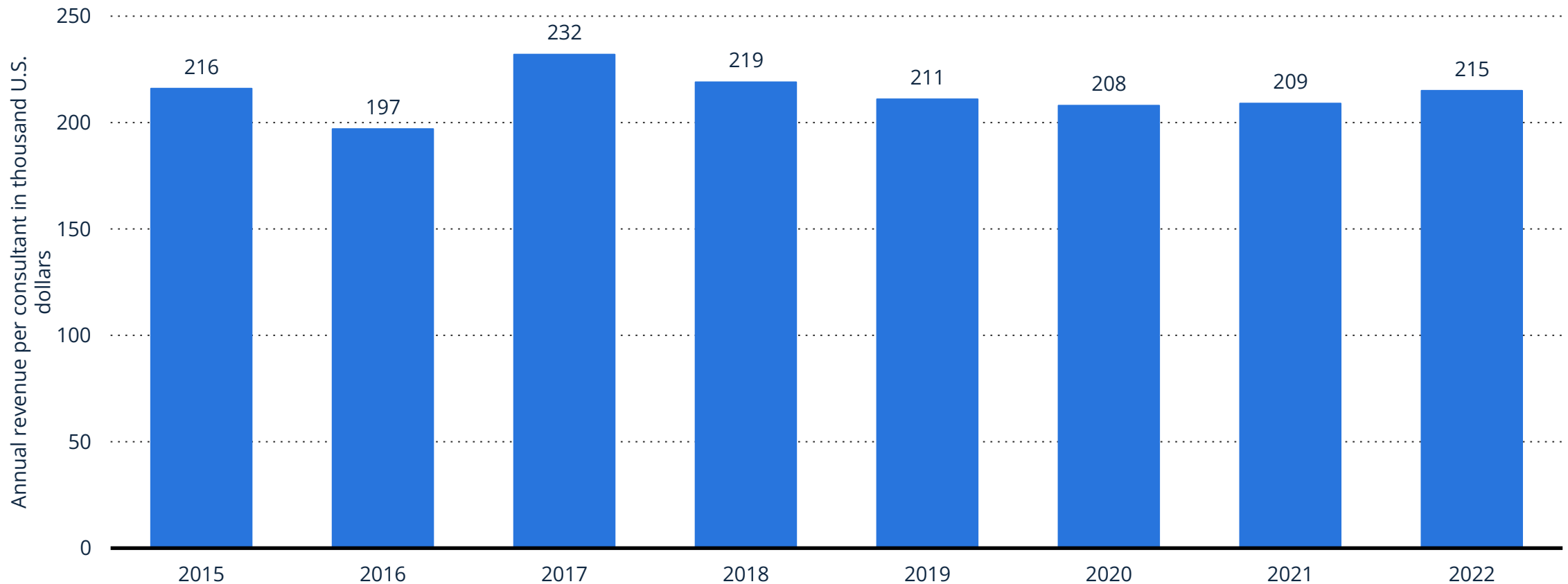
# Number of employees in management consulting businesses in the United States from 2013 to 2022, with a forecast for 2023 (in 1,000 employees)

Management consulting employees in the U.S. 2013-2022, with a 2023 forecast



# Average revenue per consultant of management consultancies worldwide from 2015 to 2022 (in 1,000 U.S. dollars)

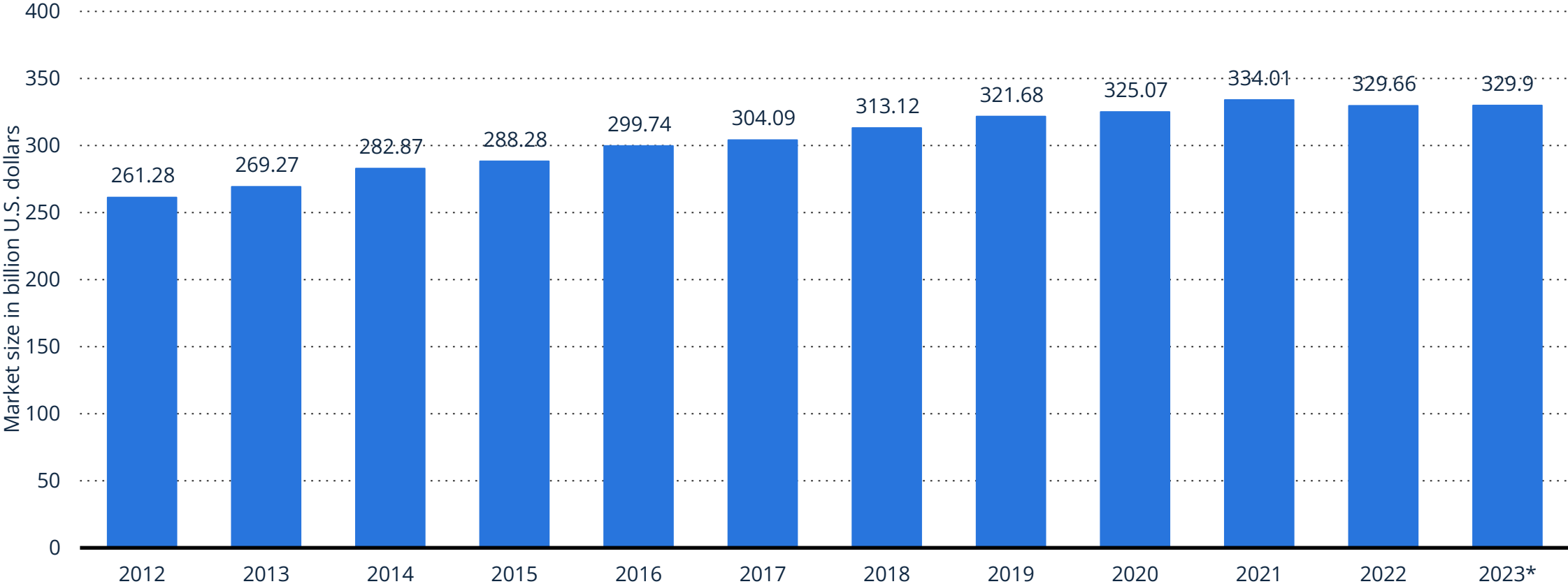
Revenue per consultant of management consultancies worldwide 2015-2022





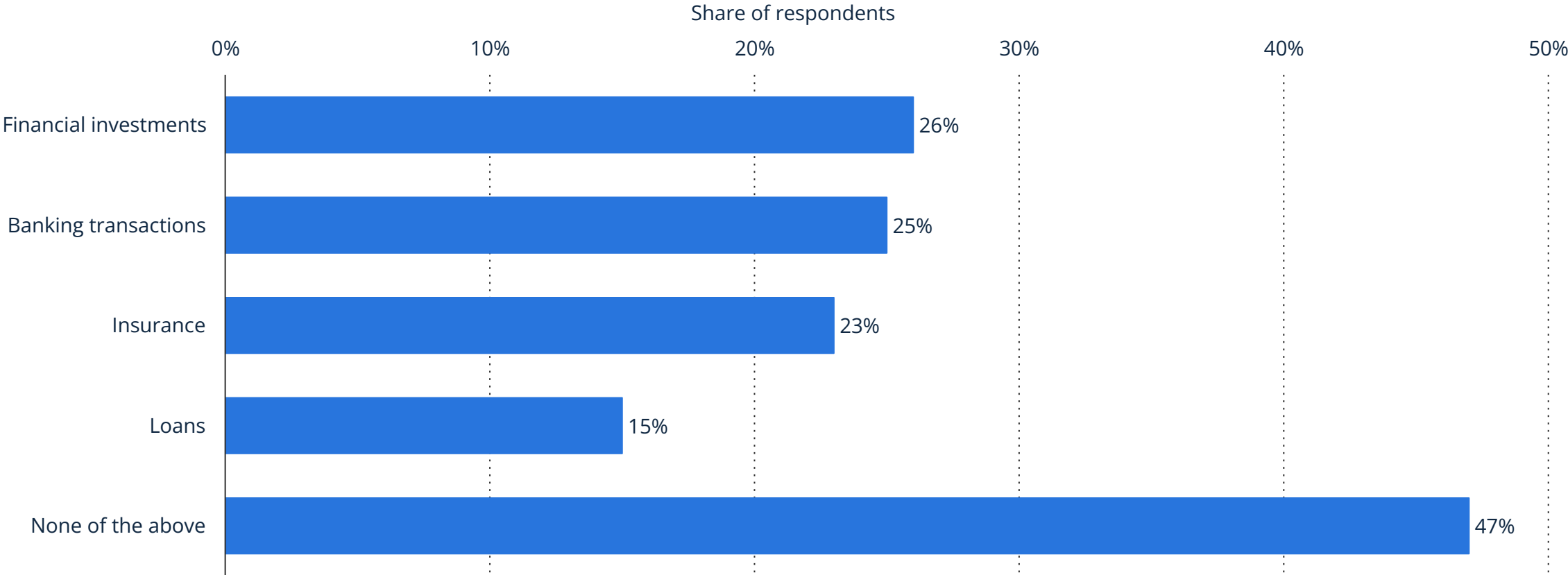
# Management consulting market size in the United States from 2012 to 2022, with a forecast for 2023 (in billion U.S. dollars)

Management consulting market size in the U.S. 2012-2022, with a 2023 forecast



# Financial consulting service usage in the U.S. as of September 2023

Financial consulting service usage in the U.S. 2023

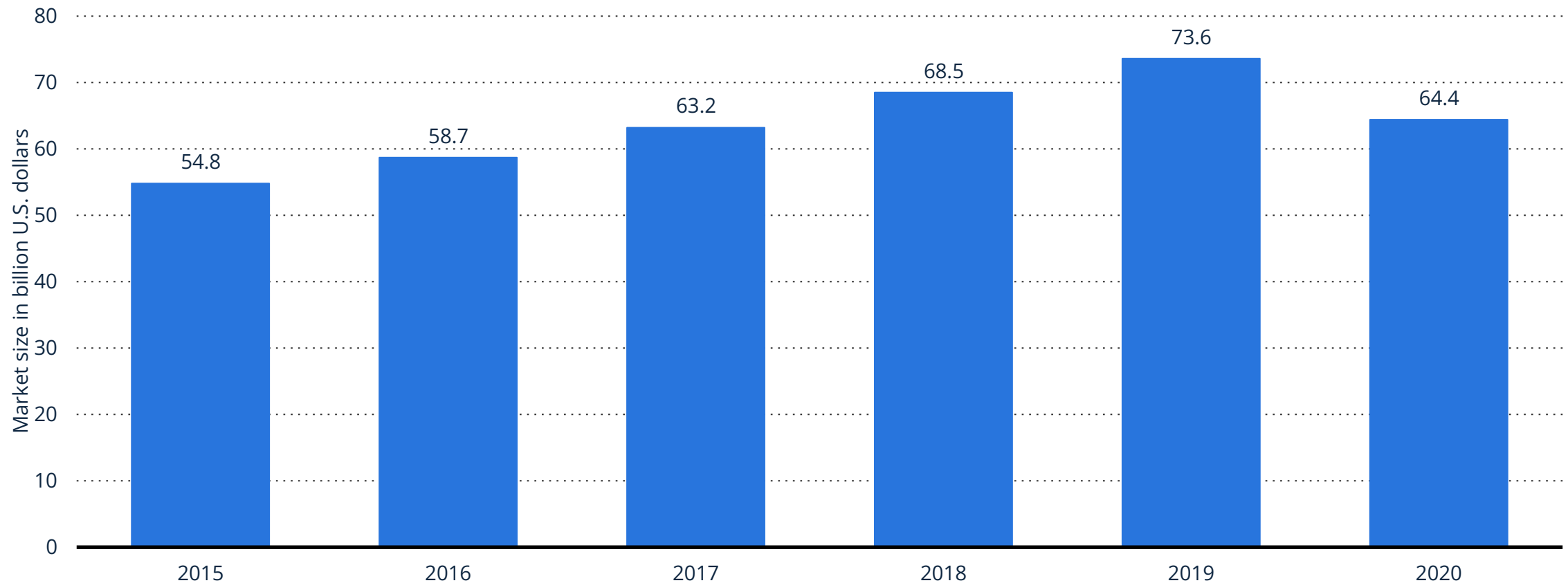


CHAPTER 02

# U.S. market

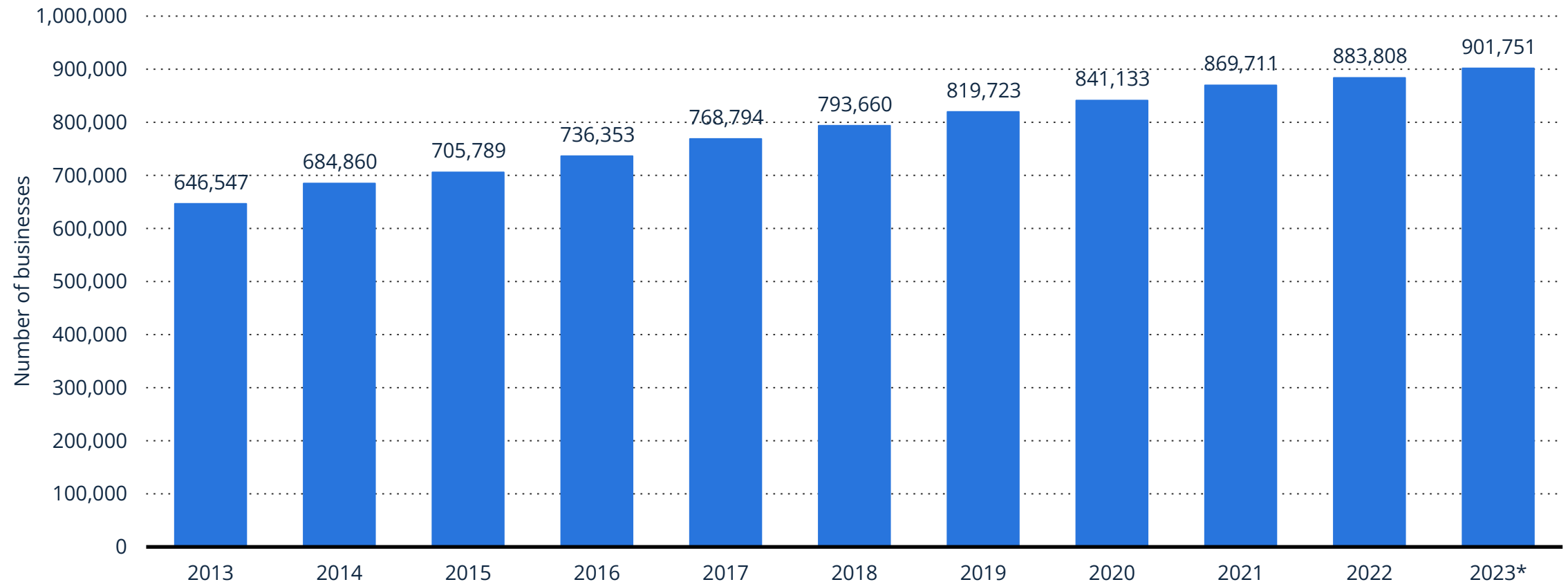
# Size of the consulting market in the United States from 2015 to 2020 (in billion U.S. dollars)

Size of the consulting market in U.S. 2015-2020



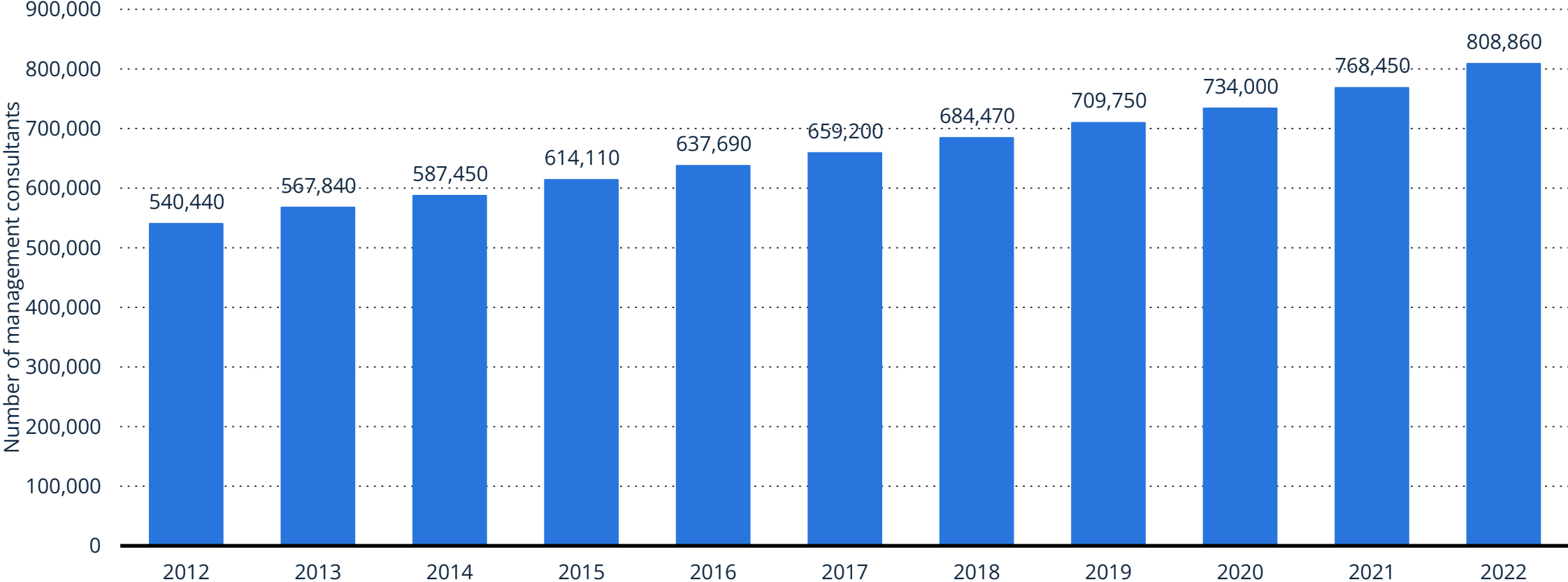
# Number of management consulting businesses in the United States from 2013 to 2022, with a forecast for 2023

Management consulting businesses in the U.S. 2013-2022, with a 2023 forecast



# Number of management consultants employed in the United States from 2012 to 2022

Number of management consultants employed in the U.S. 2012-2022



以上内容仅为本文档的试下载部分，为可阅读页数的一半内容。如要下载或阅读全文，请访问：<https://d.book118.com/396121131220010133>