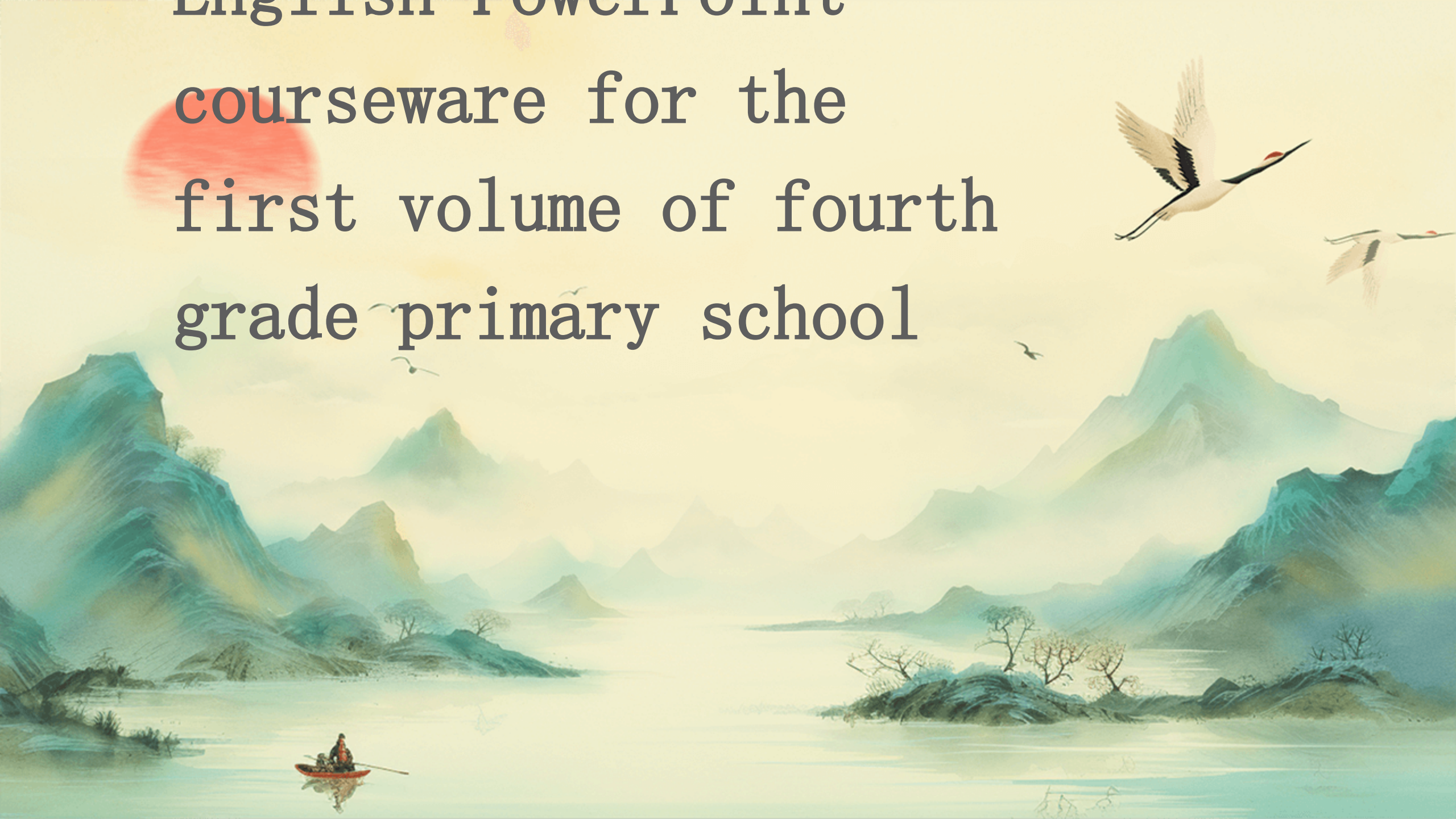


English Powerpoint
courseware for the
first volume of fourth
grade primary school





目录

- Unit 1 Hello!
- Unit 2 Look at Me!
- Unit 3 It's a Red Hat
- Unit 4 I Have a New T-shirt
- Unit 5 My New Room

The background is a traditional Chinese ink wash painting. It features a large, vibrant red sun in the center, partially obscured by the text. Below the sun, a range of misty, layered mountains in shades of green and blue stretches across the horizon. Several birds are depicted in flight, scattered across the sky. The overall atmosphere is serene and classic.

01

Unit 1 Hello!



Lesson 1 Greeting



Greeting words

"Hello", "Hi", "Good morning", "Good afternoon", "Good evening", etc

Greeting responses

"Hello", "Hi", "Good morning/afternoon/evening", etc

Useful intentions

"How are you?", "What's your name?", "Nice to meet you.", etc



Lesson 2 Introduction



1

Self introduction

ability to introduce oneself, including name, age, school, etc

2

Answering questions

ability to answer basic questions about one self, such as name, age, school, etc

3

Useful intentions

"My name is...", "I am... years old.", "I am studying at... school.", etc





Lesson 3 Age and School



01

Age

ability to count and compare ages, understanding the concept of age order and related age

02

School

ability to understand the meaning of school, school subjects, and school life

03

Useful intentions

"How old are you?", "Which grade are you in?", "What subjects do you study?", etc



02

Unit 2 Look at Me!





Lesson 4 Body Parts



Summary

This less will teach students to identify and use body parts in English

Body parts introduction


students will learn the names of different body parts in English, including head, face, eyes, nose, mouth, etc

Games and activities

There will be games and activities related to body parts to help students practice and master the language For example, students can point to their body parts and say the corresponding English words




Lesson 5 Toys



Summary

This lesson will introduce students to the concept of toys and help them learn to describe them in English



Toy introduction

In this lesson, students will learn the names of different toys in English, such as doll, toy car, kite, etc



Games and activities

There will be games and activities related to toys to help students practice and master the language For example, students can show their toys and describe them in English



Lesson 6 Self Introduction



01

Summary

This less will help students introduce themselves in English

02

Self introduction practice

students will learn how to introduce themselves in English, including their names, ages, hobbies, etc

03

Games and activities

There will be games and activities to help students practice self introduction in English For example, students can introduce themselves to their classes in English and ask them to answer in turn



03

Unit 3 It's a Red Hat



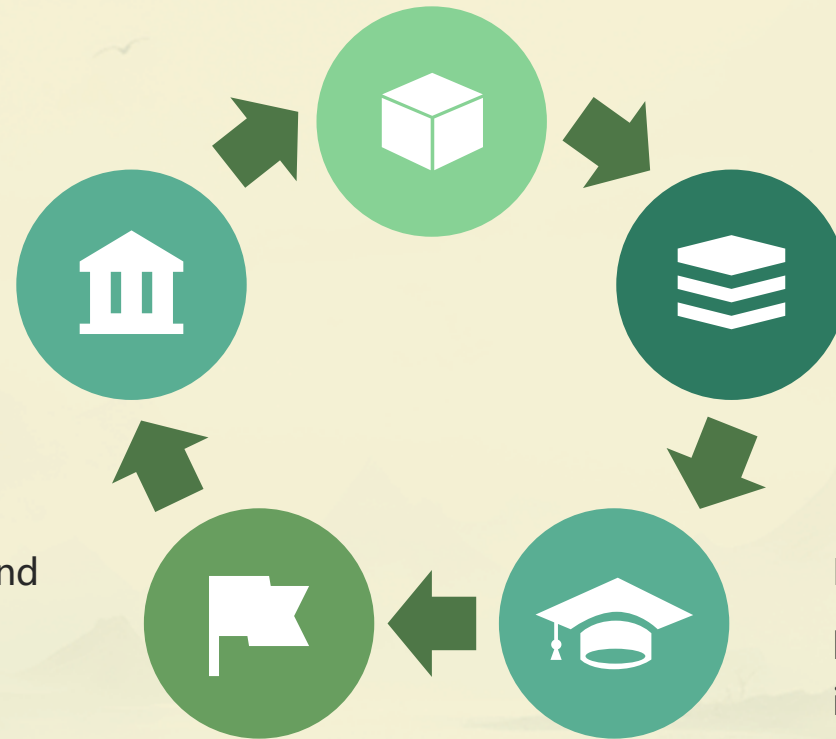


Lesson 7 Colors



Summary: This lesson introduces basic color vocabulary and color recognition skills

A variety of visual aids are used to help children understand color concepts



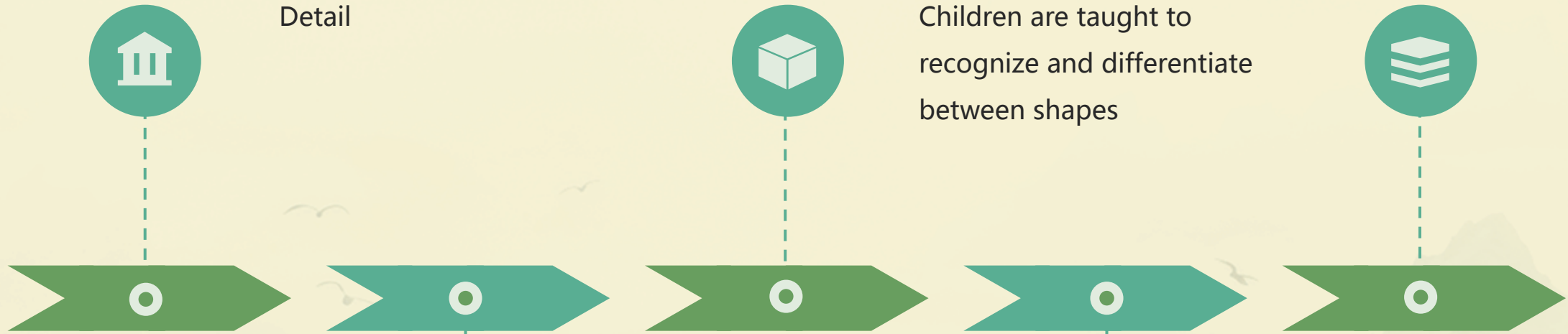
Detail

Children are taught to recognize and differentiate between colors

Red, yellow, blue, green, orange, purple, white, and black are introduced



Lesson 8 Shapes



Detail

Children are taught to recognize and differentiate between shapes

Summary: This lesson introduces basic geometric shapes and shape recognition skills

Rectangle, circle, triangle, square, ellipse, and cylinder are introduced

A hands-on activity is provided to help children understand shape concepts

以上内容仅为本文档的试下载部分，为可阅读页数的一半内容。如要下载或阅读全文，请访问：
<https://d.book118.com/496123210044011010>