

7. 妈妈睡了

人教版 · 二年级上册



教学目标

1. 识记生字，会写8个生字。 **（重点）**
2. 正确、流利地朗读课文，积累部分词句。 **（重点）**
3. 理解课文，感受母爱，懂得关爱父母。 **（难点）**





第一课时

自主识字

hǒng

哄

xiān

先

bì

闭

紧

rùn

润

děng

等

吸



自主识字

fà

发

zhān

粘

汗

é

额

shā

沙

乏



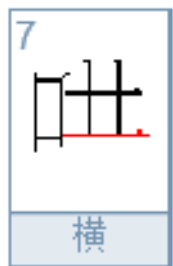
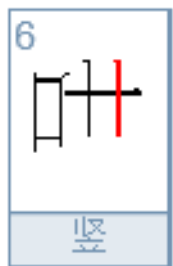
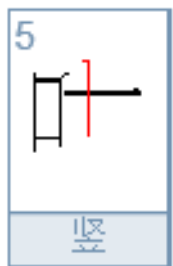
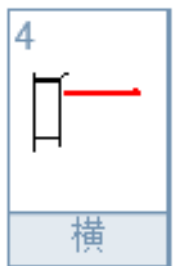
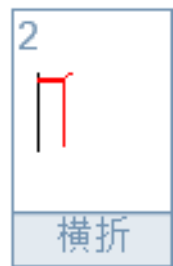
学习生字

hǒng

哄



笔顺:



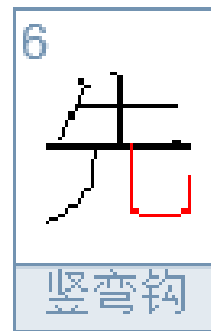
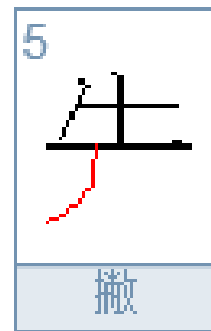
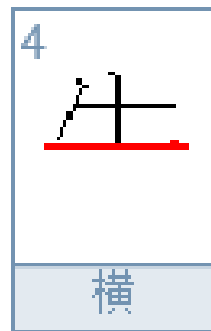
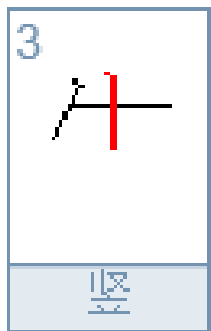


学习生字

xiān

先



笔顺:



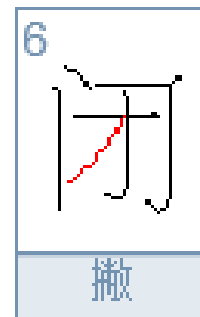
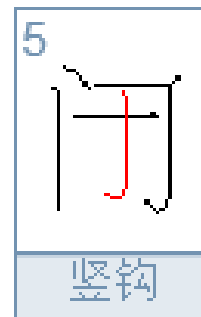
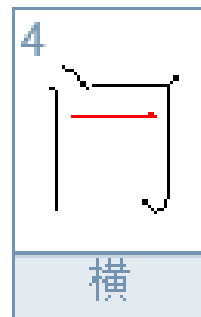
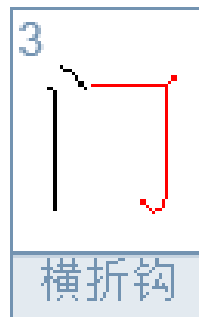


学习生字

bì

闭



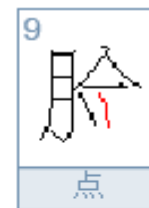
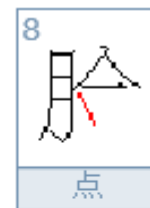
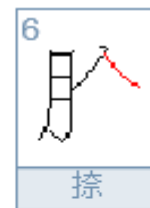
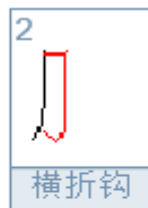
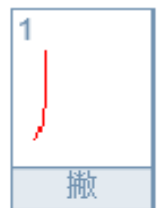
笔顺:



学习生字

liǎn

脸




笔顺:

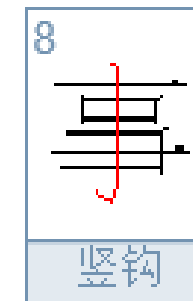
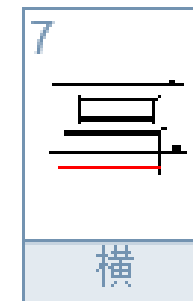
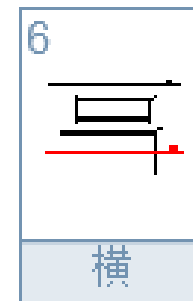
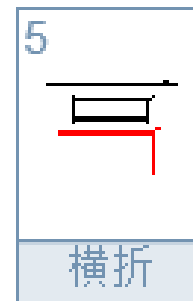
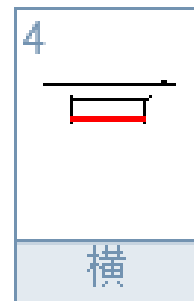
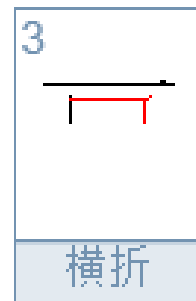




学习生字

shì



笔顺:



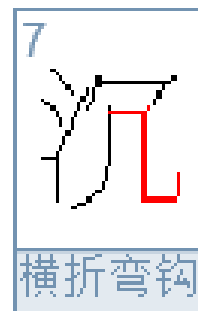
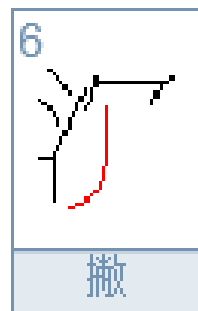
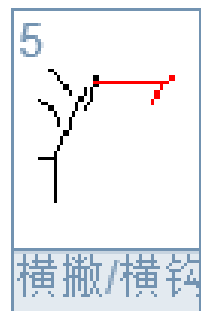
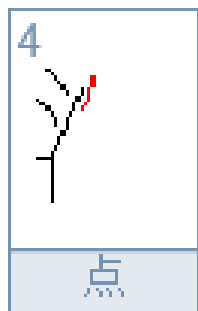



学习生字

chén

沉



笔顺:








学习生字

fà

发



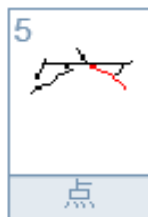
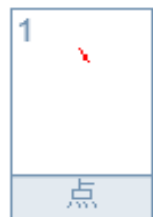
笔顺:



学习生字

chuān

窗



笔顺:



积累词语

明亮的眼睛闭上了，紧紧地闭着；

弯弯的眉毛也在睡觉，睡在妈妈红润的脸蛋上。



课后拓展

放学后，观察一下自己的妈妈有什么特点。



以上内容仅为本文档的试下载部分，为可阅读页数的一半内容。如要下载或阅读全文，请访问：
<https://d.book118.com/647061054003006114>