



人教新课标三年级数学上册

认识周长






找一找、摸一摸


找一找身边的物体，
并用手来摸一摸其外
表的一周。




日常生活中常见的物体









周长

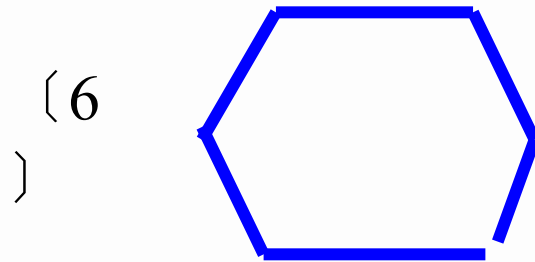



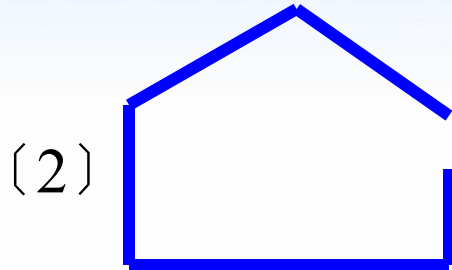
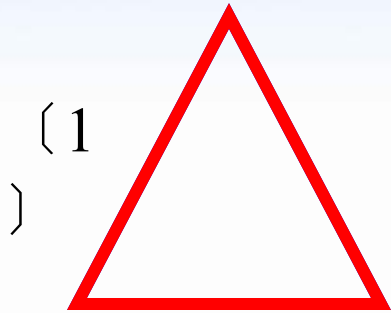
封闭图形一周的长度，是它的周长。



城市活力
自在有我




找一找：下面哪些图形能找出它们的周长，哪些不能，为什么？



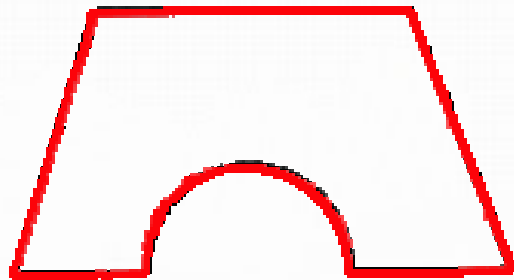


描一描

描出下边图形的边线。



银杏叶的周长






枫叶的周长

实践活动

与同桌合作，量一量你最喜欢的图形或物体的周长。



日常生活中常见的物体



以上内容仅为本文档的试下载部分，为可阅读页数的一半内容。如要下载或阅读全文，请访问：<https://d.book118.com/705232231210011223>