

温馨提示：以下内容均为外文报告原文，请外语不好的同学谨慎打开。

消费电子，智能硬件，工业，农业，自动化，机器人，服务，教育……

POLITICS & SOCIETY

Healthcare in the Philippines

Table of Contents

01 Overview

Health ranking of countries worldwide in 2023, by health index score	
Satisfaction with public healthcare APAC 2021, by country	
Share of GVA in human health and social work activities Philippines 2023, by category	
Total health expenditure as a share of GDP Philippines 2014-2023	

02 Mortality overview

Leading causes of death Philippines 2023, by disease	
Share of deaths Philippines 2023, by disease	
Causes of mortality among the lower age group Philippines 2021	
Leading causes of death among males Philippines 2021, by disease	
Leading causes of death among females Philippines 2021, by disease	

03 Illnesses and diseases

Leading diseases Philippines 2021	
Morbidity rate of leading diseases Philippines 2021	
Deaths by ischaemic heart diseases Philippines 2017-2023	
Deaths from neoplasms diseases Philippines 2017-2023	
Deaths by diabetes mellitus diseases Philippines 2017-2023	
Deaths from pneumonia Philippines 2017-2023	
Deaths from hypertensive diseases Philippines 2017-2023	

	Deaths from chronic lower respiratory diseases Philippines 2017-2023	<u>22</u>
<u>04</u>	Deaths from urinary diseases Philippines 2017-2023	<u>23</u>
<u>05</u>		
<u>06</u>	04 Health expenditures	
<u>07</u>	Current health expenditures Philippines 2014-2023	<u>25</u>
	Household consumption expenditure on health Philippines 2017-2023	<u>26</u>
	Household OOP payment share to current health expenditure Philippines 2014-2023	<u>27</u>
<u>09</u>	Current health expenditure Philippines 2023, by region	<u>28</u>
<u>10</u>	Current health expenditure Philippines 2023, by disease	<u>29</u>
<u>11</u>		
<u>12</u>	05 Health facilities	
<u>13</u>	Number of health facilities Philippines 2024, by type	<u>31</u>
	Number of health facilities Philippines 2024, by region	<u>32</u>
	Number of hospitals Philippines 2024, by region	<u>33</u>
<u>15</u>	Number of level 3 accredited hospitals by PhilHealth Philippines 2023, by region	<u>34</u>
<u>16</u>	Number of level 2 accredited hospitals by PhilHealth Philippines 2023, by region	<u>35</u>
<u>17</u>	Number of level 1 accredited hospitals by PhilHealth Philippines 2023, by region	<u>36</u>
<u>18</u>		
<u>19</u>	06 Medical professionals	
<u>20</u>	Ratio of population to doctors Philippines 2023, by region	<u>38</u>
<u>21</u>	Ratio of population to nurses Philippines 2023, by region	<u>39</u>

Table of Contents

Ratio of population to midwives Philippines 2023, by region	<u>40</u>
Ratio of population to barangay health workers Philippines 2023, by region	<u>41</u>
Ratio of population to dentists Philippines 2023, by region	<u>42</u>
Ratio of population to medical technologists Philippines 2023, by region	<u>43</u>
Ratio of population to nutritionists Philippines 2023, by region	<u>44</u>
<u>07 Health insurance</u>	
Number of registered members of PhilHealth 2012-2023	<u>46</u>
Value of claims paid by PhilHealth Philippines 2023, by membership	<u>47</u>
Major health maintenance companies Philippines Q4 2023, by revenue	<u>48</u>
Attitude about insurance Philippines 2024	<u>49</u>
Insurance purchased online Philippines 2024, by type	<u>50</u>

CHAPTER 01

Overview

Health and health systems ranking of countries worldwide in 2023, by health index score

Health ranking of countries worldwide in 2023, by health index score

Index score (0-100)



4

Description: In 2023, Singapore ranked first with a health index score of 86.9, followed by Japan and South Korea. The health index measures the extent to which people are healthy and have access to the necessary services to maintain good health, including health outcomes, health systems, illness and risk factors, and mortality rates. The statistic shows the health and health systems ranking of countries worldwide in 2023, by their health index score. [Read more](#)


Note(s): Worldwide; 2023; Legatum health index is on a scale of 0 (lowest) to 100 (highest)*

Source(s): Legatum Institute Foundation

Satisfaction with public healthcare in the Asia-Pacific region in 2021, by country or territory


Satisfaction with public healthcare APAC 2021, by country

Share of respondents




Distribution of gross value added in human health and social work activities in the Philippines in 2023, by category

Share of GVA in human health and social work activities Philippines 2023, by category



Total health expenditure as a share of the gross domestic product of the Philippines from 2014 to 2023

Total health expenditure as a share of GDP Philippines 2014-2023



7 **Description:** The total health expenditure accounted for 5.9 percent of the gross domestic product (GDP) of the Philippines in 2023. Since 2014, spending on human health has been stable, remaining between four and five percent of the GDP until 2021, when it reached 6.4 percent of the country's GDP. [Read more](#)
Note(s): Philippines; 2014 to 2023; figures are at current prices
Source(s): PSA (Philippines)


CHAPTER 02

Mortality overview

Leading causes of death in the Philippines in 2023

Leading causes of death Philippines 2023, by disease

Number of deaths




9 **Description:** Preliminary figures for 2023 indicated that ischaemic heart disease was the leading cause of death in the Philippines. The number of people who died from this illness was estimated at 124,437. Following this, cancer resulted in the deaths of about 71,000 people. [Read more](#)
Note(s): Philippines; January to December 2023; preliminary figures
Source(s): PSA (Philippines)

Share of leading causes of death in the Philippines in 2023

Share of deaths Philippines 2023, by disease


Share of deaths



Leading causes of mortality among children aged 1 to 4 years old in the Philippines in 2021

Causes of mortality among the lower age group Philippines 2021


Number of deaths



Leading causes of mortality among males in the Philippines in 2021, by disease (in 1,000s)

Leading causes of death among males Philippines 2021, by disease


Number of deaths in thousands



Leading causes of mortality among females in the Philippines in 2021, by disease (in 1,000s)

Leading causes of death among females Philippines 2021, by disease

Number of deaths in thousands




CHAPTER 03

Illnesses and diseases

Leading illnesses in the Philippines in 2021, by number of cases (in 1,000s)

Leading diseases Philippines 2021


Number of cases in thousands



Morbidity rate of leading diseases in the Philippines in 2021 (per 100,000 population)

Morbidity rate of leading diseases Philippines 2021

Morbidity rate per 100,000 population




Share of deaths caused by ischaemic heart diseases in the Philippines from 2017 to 2023

Deaths by ischaemic heart diseases Philippines 2017-2023




Share of deaths caused by neoplasms or cancer in the Philippines from 2017 to 2023

Deaths from neoplasms diseases Philippines 2017-2023




Share of deaths caused by diabetes mellitus diseases in the Philippines from 2017 to 2023

Deaths by diabetes mellitus diseases Philippines 2017-2023



Share of deaths caused by pneumonia in the Philippines from 2017 to 2023

Deaths from pneumonia Philippines 2017-2023




Share of deaths caused by hypertensive diseases in the Philippines from 2017 to 2023

Deaths from hypertensive diseases Philippines 2017-2023




Share of deaths caused by chronic lower respiratory diseases in the Philippines from 2017 to 2023

Deaths from chronic lower respiratory diseases Philippines 2017-2023



Share of deaths caused by remainder of diseases of the genitourinary system diseases in the Philippines from 2017 to 2023

Deaths from urinary diseases Philippines 2017-2023



CHAPTER 04

Health expenditures

以上内容仅为本文档的试下载部分，为可阅读页数的一半内容。如要下载或阅读全文，请访问：<https://d.book118.com/865042241221012001>